

III CTO. ANDALUCIA LARGA DISTANCIA EN PISCINA, 28/01/2017
MALAGA

Datos técnicos: Piscina de 50 m., Cronometraje Electrónico

28/01/2017

RK	Licencia	Nombre	Año	Club	T.R.	Pts.	Resultado
1	P00110207	DE OÑA RAMÍREZ ANGEL	2002	INACUAMA		13,0	35:12.24
		100 1:05.50 200 2:14.39 300 3:24.73 400 4:35.71 500 5:46.89 600 6:57.12 700 8:07.77 800 9:18.73 900 10:29.63 1000 11:40.39 1100 12:50.98 1200 14:01.68 1300 15:12.56 1400 16:23.42 1500 17:33.74 1600 18:44.43 1700 19:54.70 1800 21:05.18 1900 22:15.52 2000 23:25.82 2100 24:35.74 2200 25:45.76 2300 26:55.93 2400 28:06.66 2500 29:17.90 2600 30:29.14 2700 31:40.57 2800 32:51.86 2900 34:02.80 3000 35:12.24					
		1:05.5 1:08.8 1:10.3 1:10.9 1:11.1 1:10.2 1:10.6 1:10.9 1:10.9 1:10.7 1:10.5 1:10.7 1:10.8 1:10.8 1:10.3 1:10.6 1:10.2 1:10.4 1:10.3 1:10.3 1:10.5 1:10.9 1:10.0 1:10.1 1:10.7 1:11.2 1:11.2 1:11.4 1:11.2 1:10.9 1:10.9 1:09.4					
2	049340142	GONZALEZ RUIZ ESTEFANO	2002	SANLUCAR		10,0	35:58.79
		100 1:07.41 200 2:18.41 300 3:29.62 400 4:41.33 500 5:53.82 600 7:05.97 700 8:18.78 800 9:30.20 900 10:41.77 1000 11:52.85 1100 13:03.72 1200 14:14.64 1300 15:26.50 1400 16:39.42 1500 17:51.32 1600 19:03.83 1700 20:15.91 1800 21:28.06 1900 22:40.53 2000 23:52.07 2100 25:04.49 2200 26:17.70 2300 27:30.51 2400 28:43.93 2500 29:57.14 2600 31:11.12 2700 32:25.28 2800 33:39.30 2900 34:52.38 3000 35:58.79					
		1:07.4 1:11.0 1:11.2 1:11.7 1:12.4 1:12.1 1:12.8 1:11.4 1:11.5 1:11.0 1:10.8 1:10.9 1:11.8 1:12.9 1:11.9 1:12.5 1:12.0 1:12.1 1:12.4 1:11.5 1:12.7 1:12.4 1:13.2 1:12.8 1:13.4 1:13.2 1:13.9 1:14.1 1:14.0 1:13.0 1:13.0 1:06.4					
3	077868481	ESTEPA MONROY PABLO	2002	MAIRENA		8,0	36:04.79
		100 1:07.44 200 2:17.35 300 3:27.94 400 4:39.07 500 5:50.80 600 7:02.76 700 8:14.58 800 9:26.71 900 10:38.50 1000 11:50.52 1100 13:02.34 1200 14:14.06 1300 15:26.50 1400 16:39.25 1500 17:51.08 1600 19:04.23 1700 20:17.18 1800 21:30.62 1900 22:43.92 2000 23:58.18 2100 25:11.43 2200 26:24.90 2300 27:38.13 2400 28:52.36 2500 30:05.60 2600 31:19.22 2700 32:32.82 2800 33:46.36 2900 34:56.68 3000 36:04.79					
		1:07.4 1:09.9 1:10.5 1:11.1 1:11.7 1:11.9 1:11.8 1:11.8 1:11.7 1:12.0 1:11.8 1:11.7 1:12.4 1:12.7 1:11.8 1:13.1 1:12.9 1:13.4 1:13.3 1:14.2 1:12.7 1:12.7 1:12.8 1:13.2 1:14.2 1:13.2 1:13.6 1:13.6 1:13.5 1:10.3 1:08.1					
4	P00746736	LUNA LUQUE MARTIN	2002	NAVIAL		7,0	36:13.11
		100 1:07.92 200 2:19.12 300 3:31.95 400 4:45.17 500 5:58.30 600 7:11.21 700 8:24.06 800 9:36.96 900 10:49.47 1000 12:02.41 1100 13:15.20 1200 14:28.02 1300 15:41.22 1400 16:54.67 1500 18:07.43 1600 19:19.92 1700 20:32.67 1800 21:44.67 1900 22:57.23 2000 24:09.61 2100 25:21.92 2200 26:34.80 2300 27:47.32 2400 28:59.92 2500 30:12.57 2600 31:25.28 2700 32:37.65 2800 33:50.49 2900 35:02.32 3000 36:13.11					
		1:07.9 1:11.2 1:12.8 1:13.2 1:13.1 1:12.9 1:12.8 1:12.9 1:12.5 1:12.9 1:12.7 1:12.8 1:13.2 1:13.4 1:12.4 1:12.7 1:12.0 1:12.7 1:12.0 1:12.5 1:12.3 1:12.3 1:12.8 1:12.5 1:12.6 1:12.6 1:12.7 1:12.3 1:12.8 1:11.8 1:10.7					
5	031025539	ARJONA LUQUE FRANCISCO	2002	FNGSW		6,0	36:49.38
		100 1:07.03 200 2:17.85 300 3:29.34 400 4:41.48 500 5:53.96 600 7:06.05 700 8:18.32 800 9:30.44 900 10:42.74 1000 11:55.18 1100 13:08.04 1200 14:21.05 1300 15:34.75 1400 16:47.85 1500 18:01.93 1600 19:15.92 1700 20:31.04 1800 21:44.77 1900 22:59.75 2000 24:15.75 2100 25:32.58 2200 26:48.71 2300 28:05.97 2400 29:20.66 2500 30:37.25 2600 31:55.14 2700 33:11.99 2800 34:26.59 2900 35:40.50 3000 36:49.38					
		1:07.0 1:10.8 1:11.4 1:12.1 1:12.4 1:12.0 1:12.2 1:12.1 1:12.3 1:12.4 1:12.8 1:13.0 1:13.7 1:13.1 1:14.0 1:13.9 1:15.1 1:13.7 1:14.9 1:16.0 1:16.8 1:16.8 1:16.1 1:17.2 1:14.6 1:16.5 1:17.8 1:16.8 1:16.8 1:14.6 1:13.9 1:08.8					
6	080168413	CALDERON MONTENEGRO ROBERTO	2002	NAVIAL		5,0	36:49.52
		100 1:08.82 200 2:20.77 300 3:33.53 400 4:46.81 500 6:00.67 600 7:15.83 700 8:30.47 800 9:45.07 900 11:00.05 1000 12:15.18 1100 13:30.52 1200 14:45.50 1300 15:59.09 1400 17:12.58 1500 18:25.62 1600 19:38.96 1700 20:52.06 1800 22:04.62 1900 23:18.13 2000 24:31.39 2100 25:44.46 2200 26:58.51 2300 28:12.68 2400 29:27.79 2500 30:42.55 2600 31:57.57 2700 33:12.66 2800 34:26.47 2900 35:40.84 3000 36:49.52					
		1:08.8 1:11.9 1:12.7 1:13.2 1:13.8 1:15.1 1:14.6 1:14.6 1:14.9 1:15.1 1:13.7 1:14.6 1:15.1 1:15.7 1:15.7 1:15.7 1:15.0 1:15.0 1:15.0 1:15.3 1:15.3 1:15.3 1:14.9 1:14.1 1:14.1 1:15.1 1:14.7 1:15.0 1:15.0 1:13.8 1:14.3 1:08.6					
7	P00113162	JURADO ORTIZ DANIEL ALEXIS	2002	CMERCAN		4,0	37:32.97
		100 1:08.40 200 2:19.87 300 3:32.67 400 4:45.42 500 5:57.98 600 7:10.52 700 8:23.63 800 9:36.84 900 10:50.02 1000 12:03.39 1100 13:17.16 1200 14:31.49 1300 15:46.16 1400 17:01.69 1500 18:17.48 1600 19:33.27 1700 20:49.77 1800 22:04.85 1900 23:19.22 2000 24:35.37 2100 25:52.21 2200 27:09.73 2300 28:27.48 2400 29:44.94 2500 31:02.68 2600 32:21.14 2700 33:39.87 2800 34:57.96 2900 36:15.84 3000 37:32.97					
		1:08.4 1:11.4 1:12.8 1:12.7 1:12.5 1:12.5 1:13.1 1:13.2 1:13.1 1:13.3 1:13.7 1:14.3 1:14.3 1:14.6 1:14.6 1:15.5 1:15.7 1:16.5 1:15.0 1:14.3 1:16.1 1:16.8 1:17.5 1:17.7 1:17.4 1:17.4 1:17.7 1:18.4 1:18.7 1:18.0 1:17.8 1:17.1					

 SUS: SUSTITUCIONES NP: NO PRESENTADO DSI: DESC. SALIDA IRREGULA DNI: DNI DES: DESCALIFICADO
 RT: RETIRADO DVI: DESC. VIRAJE IRREGULA DSA: DESC. SALIDA ANTICIPA DLI: DESC LLEGADA IRREGUL BAJ: BAJA

MSL SW.RESULTADOS_PRUEBA.1-30 Información correcta a 11:54:24 28/01/2017

SPORTEC Sistemas de Información, MSL Software - www.msl.es


III CTO. ANDALUCIA LARGA DISTANCIA EN PISCINA, 28/01/2017
MALAGA


Datos técnicos: Piscina de 50 m., Cronometraje Electrónico

28/01/2017

RK	Licencia	Nombre	Año	Club	T.R.	Pts.	Resultado
8	L00603282	MANZANO JIMENEZ JUAN ANTONIO	2002	CALCALA		3,0	37:52.35
		100 1:08.97 200 2:21.92 300 3:36.46 400 4:51.95 500 6:07.86 600 7:23.24 700 8:38.69 800 9:54.30 900 11:10.30 1000 12:26.20					
		1:08.9 1:12.9 1:14.5 1:15.4 1:15.9 1:15.3 1:15.4 1:15.6 1:16.0 1:15.9					
		1100 13:42.61 1200 14:58.82 1300 16:15.54 1400 17:31.98 1500 18:48.49 1600 20:03.17 1700 21:19.86 1800 22:36.28 1900 23:53.40 2000 25:10.01					
		1:16.4 1:16.2 1:16.7 1:16.4 1:16.5 1:14.6 1:16.6 1:16.4 1:17.1 1:16.6					
		2100 26:27.10 2200 27:44.65 2300 29:01.89 2400 30:19.83 2500 31:36.67 2600 32:54.08 2700 34:10.62 2800 35:27.12 2900 36:41.46 3000 37:52.35					
		1:17.0 1:17.5 1:17.2 1:17.9 1:16.8 1:17.4 1:16.5 1:16.5 1:14.3 1:10.8					
9	P00138039	ALCALA CAÑETE DAVID	2003	FNGSW		2,0	37:53.72
		100 1:08.82 200 2:21.74 300 3:36.28 400 4:51.72 500 6:07.56 600 7:23.02 700 8:38.43 800 9:54.19 900 11:09.90 1000 12:26.09					
		1:08.8 1:12.9 1:14.5 1:15.4 1:15.8 1:15.4 1:15.4 1:15.7 1:15.7 1:16.1					
		1100 13:42.22 1200 14:58.62 1300 16:15.39 1400 17:31.57 1500 18:47.98 1600 20:02.58 1700 21:19.39 1800 22:36.04 1900 23:53.03 2000 25:09.77					
		1:16.1 1:16.4 1:16.7 1:16.1 1:16.4 1:14.6 1:16.8 1:16.6 1:16.9 1:16.7					
		2100 26:26.76 2200 27:44.21 2300 29:01.51 2400 30:19.34 2500 31:36.38 2600 32:53.75 2700 34:10.28 2800 35:26.68 2900 36:41.27 3000 37:53.72					
		1:16.9 1:17.4 1:17.3 1:17.8 1:17.0 1:17.3 1:16.5 1:16.4 1:14.5 1:12.4					
10	P00663803	POLO HORCAS MANUEL	2002	FNGSW		1,0	38:30.55
		100 1:09.71 200 2:22.75 300 3:37.81 400 4:52.88 500 6:08.22 600 7:24.75 700 8:41.16 800 9:57.88 900 11:16.05 1000 12:33.05					
		1:09.7 1:13.0 1:15.0 1:15.0 1:15.3 1:16.5 1:16.7 1:16.7 1:18.1 1:17.0					
		1100 13:49.41 1200 15:07.04 1300 16:24.84 1400 17:43.46 1500 19:01.93 1600 20:20.37 1700 21:38.41 1800 22:57.83 1900 24:15.96 2000 25:32.53					
		1:16.3 1:17.6 1:17.8 1:18.6 1:18.4 1:18.4 1:18.0 1:19.4 1:18.1 1:16.5					
		2100 26:48.75 2200 28:07.63 2300 29:26.62 2400 30:45.25 2500 32:01.71 2600 33:21.17 2700 34:40.41 2800 35:59.13 2900 37:16.70 3000 38:30.55					
		1:16.2 1:18.8 1:18.9 1:18.6 1:16.4 1:19.4 1:19.2 1:18.7 1:17.5 1:13.8					
11	047565665	SALGUERO MARTIN JUAN ANTONIO	2002	CALCALA		0,0	39:04.46
		100 1:10.69 200 2:25.76 300 3:41.45 400 4:55.26 500 6:10.55 600 7:26.96 700 8:43.66 800 10:00.67 900 11:17.63 1000 12:35.31					
		1:10.6 1:15.0 1:15.6 1:13.8 1:15.2 1:16.4 1:16.7 1:17.0 1:16.9 1:17.6					
		1100 13:52.91 1200 15:10.97 1300 16:29.64 1400 17:49.62 1500 19:08.76 1600 20:27.93 1700 21:48.57 1800 23:09.30 1900 24:29.93 2000 25:51.18					
		1:17.6 1:18.0 1:18.6 1:19.9 1:19.1 1:19.1 1:20.7 1:20.6 1:20.7 1:21.2					
		2100 27:11.78 2200 28:32.40 2300 29:52.80 2400 31:12.64 2500 32:32.97 2600 33:53.05 2700 35:10.97 2800 36:29.72 2900 37:48.12 3000 39:04.46					
		1:20.6 1:20.6 1:20.4 1:19.8 1:20.3 1:20.0 1:17.9 1:18.7 1:18.4 1:16.3					
12	079034928	JURADO FASOLI MARCO	2002	CNMIJAS		0,0	40:04.01
		100 1:10.76 200 2:25.94 300 3:42.44 400 4:59.21 500 6:18.12 600 7:36.72 700 8:55.59 800 10:15.66 900 11:36.31 1000 12:55.76					
		1:10.7 1:15.1 1:16.5 1:16.7 1:18.9 1:18.6 1:18.8 1:20.0 1:20.6 1:19.4					
		1100 14:15.20 1200 15:35.59 1300 16:55.86 1400 18:17.05 1500 19:39.57 1600 21:01.60 1700 22:24.41 1800 23:47.59 1900 25:12.23 2000 26:35.40					
		1:19.4 1:20.3 1:20.2 1:21.1 1:22.5 1:22.0 1:22.8 1:23.1 1:24.6 1:23.1					
		2100 27:57.37 2200 29:20.94 2300 30:42.93 2400 32:05.10 2500 33:27.17 2600 34:48.68 2700 36:08.57 2800 37:28.57 2900 38:47.20 3000 40:04.01					
		1:21.9 1:23.5 1:21.9 1:22.1 1:22.0 1:21.5 1:19.8 1:20.0 1:18.6 1:16.8					
13	X6929763R	BOCHAR SALAMO JOAQUIN	2002	CNMIJAS		0,0	40:27.08
		100 1:10.93 200 2:27.27 300 3:43.90 400 5:02.28 500 6:20.44 600 7:39.05 700 8:58.82 800 10:20.23 900 11:42.02 1000 13:04.38					
		1:10.9 1:16.3 1:16.6 1:18.3 1:18.1 1:18.6 1:19.7 1:21.4 1:21.7 1:22.3					
		1100 14:28.28 1200 15:52.19 1300 17:16.53 1400 18:40.22 1500 20:04.34 1600 21:29.56 1700 22:54.13 1800 24:20.78 1900 25:46.90 2000 27:10.02					
		1:23.9 1:23.9 1:24.3 1:23.6 1:24.1 1:25.2 1:24.5 1:26.6 1:26.1 1:23.1					
		2100 28:31.84 2200 29:52.44 2300 31:12.61 2400 32:33.02 2500 33:53.26 2600 35:13.10 2700 36:33.19 2800 37:52.43 2900 39:12.14 3000 40:27.08					
		1:21.8 1:20.6 1:20.1 1:20.4 1:20.2 1:19.8 1:20.0 1:19.2 1:19.7 1:14.9					
14	031012124	PEÑA CALZADO RAFAEL	2002	FNGSW		0,0	40:27.09
		100 1:11.34 200 2:27.04 300 3:43.41 400 5:01.24 500 6:19.97 600 7:38.44 700 8:56.44 800 10:15.80 900 11:36.39 1000 12:55.98					
		1:11.3 1:15.7 1:16.3 1:17.8 1:18.7 1:18.4 1:18.0 1:19.3 1:20.5 1:19.5					
		1100 14:16.50 1200 15:38.72 1300 17:02.90 1400 18:26.83 1500 19:50.28 1600 21:13.50 1700 22:36.89 1800 24:00.02 1900 25:22.58 2000 26:44.41					
		1:20.5 1:22.2 1:24.1 1:23.9 1:23.4 1:23.2 1:23.3 1:23.1 1:22.5 1:21.8					
		2100 28:10.52 2200 29:36.15 2300 30:59.65 2400 32:26.12 2500 33:51.64 2600 35:12.25 2700 36:31.92 2800 37:52.35 2900 39:11.59 3000 40:27.09					
		1:26.1 1:25.6 1:23.5 1:26.4 1:25.5 1:20.6 1:19.6 1:20.4 1:19.2 1:15.5					

 SUS: SUSTITUCIONES NP: NO PRESENTADO DSI: DESC. SALIDA IRREGULA DNI: DNI DES: DESCALIFICADO
 RT: RETIRADO DVI: DESC. VIRAJE IRREGULA DSA: DESC. SALIDA ANTICIPA DLI: DESC LLEGADA IRREGUL BAJ: BAJA


 SW.RESULTADOS_PRUEBA.1-30 Información correcta a 11:54:24 28/01/2017


 Sistemas de Información, MSL Software - www.msl.es

III CTO. ANDALUCÍA LARGA DISTANCIA EN PISCINA, 28/01/2017
MALAGA

Datos técnicos: Piscina de 50 m., Cronometraje Electrónico

28/01/2017

RK	Licencia	Nombre	Año	Club	T.R.	Pts.	Resultado
15	079038100	QUERO MARTIN ANTONIO	2002	CNMIJAS		0,0	40:46.73
					100 1:08.06 200 2:21.90 300 3:37.86 400 4:56.49 500 6:16.35 600 7:36.51 700 8:56.19 800 10:18.55 900 11:42.13 1000 13:02.75 1:08.0 1:13.8 1:15.9 1:18.6 1:19.8 1:20.1 1:19.6 1:22.3 1:23.5 1:20.6 1100 14:24.69 1200 15:45.80 1300 17:09.73 1400 18:32.94 1500 19:55.51 1600 21:18.46 1700 22:36.65 1800 23:58.95 1900 25:23.69 2000 26:48.69 1:21.9 1:21.1 1:23.9 1:23.2 1:22.5 1:22.9 1:18.1 1:22.3 1:24.7 1:25.0 2100 28:15.85 2200 29:44.20 2300 31:09.15 2400 32:36.44 2500 34:00.92 2600 35:23.38 2700 36:45.95 2800 38:08.14 2900 39:28.07 3000 40:46.73 1:27.1 1:28.3 1:24.9 1:27.2 1:24.4 1:22.4 1:22.5 1:22.1 1:19.9 1:18.6		
	046265406	JIMENEZ MARTINEZ DAVID	2002	FNGSW		0,0	BAJ

 SUS: SUSTITUCIONES
 RT: RETIRADO

 NP: NO PRESENTADO
 DVI: DESC. VIRAJE IRREGULA

 DSI: DESC. SALIDA IRREGULA
 DSA: DESC. SALIDA ANTICIPA

 DNI: DNI
 DLI: DESC LLEGADA IRREGUL
 DES: DESCALIFICADO
 BAJ: BAJA

SW.RESULTADOS_PRUEBA.1-30 Información correcta a 11:54:24 28/01/2017

3 / 3

MSL SPORTEC Sistemas de Información, MSL Software - www.msl.es

Organizan:



Colaboran:



III CTO. ANDALUCÍA LARGA DISTANCIA EN PISCINA, 28/01/2017
MALAGA

Datos técnicos: Piscina de 50 m., Cronometraje Electrónico

28/01/2017
INFANTIL FEMENINO

RK	Licencia	Nombre	Año	Club	Pts.	Resultado														
1	053928242	NAVAS RUIZ ANDREA	2003	AXARQUI	13,0	37:10.57														
	100	1:06.87	200	2:17.58	300	3:30.18	400	4:43.05	500	5:56.54	600	7:09.78	700	8:23.90	800	9:37.75	900	10:52.20	1000	12:06.95
		1:06.8		1:10.7		1:12.6		1:12.8		1:13.4		1:13.2		1:14.1		1:13.8		1:14.4		1:14.7
	1100	13:21.25	1200	14:36.11	1300	15:50.97	1400	17:06.58	1500	18:21.56	1600	19:36.30	1700	20:50.54	1800	22:05.75	1900	23:21.02	2000	24:36.04
		1:14.3		1:14.8		1:14.8		1:15.6		1:14.9		1:14.7		1:14.2		1:15.2		1:15.2		1:15.0
	2100	25:51.55	2200	27:06.68	2300	28:22.25	2400	29:37.79	2500	30:53.86	2600	32:09.76	2700	33:25.29	2800	34:41.49	2900	35:57.15	3000	37:10.57
		1:15.5		1:15.1		1:15.5		1:15.5		1:16.0		1:15.9		1:15.5		1:16.2		1:15.6		1:13.4
2	046068834	MEMBIELA ZAFRA VICTORIA	2002	NAVAL	10,0	37:41.92														
	100	1:08.32	200	2:20.05	300	3:33.72	400	4:47.99	500	6:02.89	600	7:18.61	700	8:34.29	800	9:50.17	900	11:05.97	1000	12:21.84
		1:08.3		1:11.7		1:13.6		1:14.2		1:14.9		1:15.7		1:15.6		1:15.8		1:15.8		1:15.8
	1100	13:37.77	1200	14:53.67	1300	16:09.45	1400	17:26.66	1500	18:42.98	1600	19:58.65	1700	21:12.64	1800	22:26.46	1900	23:41.92	2000	24:57.97
		1:15.9		1:15.9		1:15.7		1:17.2		1:16.3		1:15.6		1:13.9		1:13.8		1:15.4		1:16.0
	2100	26:14.07	2200	27:31.02	2300	28:47.67	2400	30:04.70	2500	31:21.62	2600	32:38.82	2700	33:56.30	2800	35:12.83	2900	36:29.33	3000	37:41.92
		1:16.1		1:16.9		1:16.6		1:17.0		1:16.9		1:17.2		1:17.4		1:16.5		1:16.5		1:12.5
3	053929134	PASION LOPEZ MARIA DE LA CINTA	2002	AXARQUI	8,0	37:52.62														
	100	1:07.73	200	2:20.00	300	3:33.17	400	4:46.72	500	6:00.52	600	7:15.30	700	8:30.08	800	9:45.90	900	11:02.06	1000	12:17.94
		1:07.7		1:12.2		1:13.1		1:13.5		1:13.8		1:14.7		1:14.7		1:15.8		1:16.1		1:15.8
	1100	13:34.21	1200	14:50.22	1300	16:06.82	1400	17:23.07	1500	18:40.12	1600	19:56.35	1700	21:12.58	1800	22:28.84	1900	23:46.15	2000	25:03.33
		1:16.2		1:16.0		1:16.6		1:16.2		1:17.0		1:16.2		1:16.2		1:16.2		1:17.3		1:17.1
	2100	26:21.15	2200	27:38.13	2300	28:55.29	2400	30:13.62	2500	31:31.57	2600	32:49.48	2700	34:07.00	2800	35:23.53	2900	36:38.39	3000	37:52.62
		1:17.8		1:16.9		1:17.1		1:18.3		1:17.9		1:17.9		1:17.5		1:16.5		1:14.8		1:14.2
4	077932072	CARO JAENES CELIA	2002	MAIRENA	7,0	38:13.76														
	100	1:11.93	200	2:26.95	300	3:42.04	400	4:56.58	500	6:11.93	600	7:26.83	700	8:42.10	800	9:58.21	900	11:14.59	1000	12:30.31
		1:11.9		1:15.0		1:15.0		1:14.5		1:15.3		1:14.9		1:15.2		1:16.1		1:16.3		1:15.7
	1100	13:46.69	1200	15:02.85	1300	16:19.48	1400	17:35.39	1500	18:52.06	1600	20:08.28	1700	21:25.93	1800	22:42.68	1900	23:59.53	2000	25:16.50
		1:16.3		1:16.1		1:16.6		1:15.9		1:16.6		1:16.2		1:17.6		1:16.7		1:16.8		1:16.9
	2100	26:33.68	2200	27:50.03	2300	29:07.38	2400	30:25.55	2500	31:42.98	2600	33:01.08	2700	34:19.62	2800	35:38.56	2900	36:56.19	3000	38:13.76
		1:17.1		1:16.3		1:17.3		1:18.1		1:17.4		1:18.1		1:18.5		1:18.9		1:17.6		1:17.5
5	054236601	HERRERO CENTURIÓN LOURDES M	2002	FNGSW	6,0	39:08.68														
	100	1:09.44	200	2:22.88	300	3:38.60	400	4:53.97	500	6:11.03	600	7:28.05	700	8:45.68	800	10:04.47	900	11:22.66	1000	12:41.18
		1:09.4		1:13.4		1:15.7		1:15.3		1:17.0		1:17.0		1:17.6		1:18.7		1:18.1		1:18.5
	1100	13:59.82	1200	15:18.29	1300	16:36.66	1400	17:54.16	1500	19:12.76	1600	20:31.29	1700	21:49.63	1800	23:07.94	1900	24:27.70	2000	25:46.64
		1:18.6		1:18.4		1:18.3		1:17.5		1:18.6		1:18.5		1:18.3		1:18.3		1:19.7		1:18.9
	2100	27:07.39	2200	28:28.34	2300	29:50.03	2400	31:13.01	2500	32:34.20	2600	33:55.42	2700	35:15.87	2800	36:36.96	2900	37:52.80	3000	39:08.68
		1:20.7		1:20.9		1:21.6		1:22.9		1:21.1		1:21.2		1:20.4		1:21.0		1:15.8		1:15.8
6	P00663809	RODRIGUEZ PRESA CARLOTA	2002	FNGSW	5,0	39:34.54														
	100	1:10.78	200	2:25.66	300	3:40.94	400	4:56.77	500	6:13.91	600	7:38.42	700	8:57.56	800	10:15.23	900	11:33.67	1000	12:51.46
		1:10.7		1:14.8		1:15.2		1:15.8		1:17.1		1:24.5		1:19.1		1:17.6		1:18.4		1:17.7
	1100	14:10.69	1200	15:29.28	1300	16:46.92	1400	18:05.18	1500	19:23.94	1600	20:43.39	1700	22:03.63	1800	23:24.77	1900	24:45.61	2000	26:06.47
		1:19.2		1:18.5		1:17.6		1:18.2		1:18.7		1:19.4		1:20.2		1:21.1		1:20.8		1:20.8
	2100	27:28.22	2200	28:50.17	2300	30:12.44	2400	31:34.67	2500	32:55.55	2600	34:16.19	2700	35:37.41	2800	36:58.46	2900	38:18.69	3000	39:34.54
		1:21.7		1:21.9		1:22.2		1:22.2		1:20.8		1:20.6		1:21.2		1:21.0		1:20.2		1:15.8
7	079039797	MENDIETA DE CASTRO NATALIA	2002	CNMIJAS	4,0	39:46.55														
	100	1:09.13	200	2:25.85	300	3:43.20	400	5:00.44	500	6:17.72	600	7:36.63	700	8:55.39	800	10:13.35	900	11:32.41	1000	12:52.34
		1:09.1		1:16.7		1:17.3		1:17.2		1:17.2		1:18.9		1:18.7		1:17.9		1:19.0		1:19.9
	1100	14:10.96	1200	15:29.33	1300	16:48.44	1400	18:09.74	1500	19:30.39	1600	20:52.44	1700	22:14.30	1800	23:36.77	1900	24:59.25	2000	26:20.18
		1:18.6		1:18.3		1:19.1		1:21.3		1:20.6		1:22.0		1:21.8		1:22.4		1:22.4		1:20.9
	2100	27:41.14	2200	29:02.26	2300	30:23.24	2400	31:43.93	2500	33:04.72	2600	34:25.52	2700	35:47.68	2800	37:07.43	2900	38:27.91	3000	39:46.55
		1:20.9		1:21.1		1:20.9		1:20.6		1:20.7		1:20.8		1:22.1		1:19.7		1:20.4		1:18.6

 SUS: SUSTITUCIONES
 RT: RETIRADO

 NP: NO PRESENTADO
 DVI: DESC. VIRAJE IRREGULA

 DSI: DESC. SALIDA IRREGULA
 DNI: DNI
 DSA: DESC. SALIDA ANTICIPA
 DLI: DESC. LLEGADA IRREGUL

 DES: DESCALIFICADO
 BAJ: BAJA

III CTO. ANDALUCIA LARGA DISTANCIA EN PISCINA, 28/01/2017
MALAGA

Datos técnicos: Piscina de 50 m., Cronometraje Electrónico

28/01/2017
INFANTIL FEMENINO

RK	Licencia	Nombre	Año	Club	Pts.	Resultado													
8	P00602508	FERNANDEZ ARDID BEATRIZ	2002	NATCHUR	3,0	40:07.29													
100	1:12.28	200	2:27.75	300	3:45.30	400	5:04.07	500	6:22.93	600	7:41.74	700	9:00.33	800	10:19.96	900	11:39.09	1000	12:58.60
	1:12.2		1:15.4		1:17.5		1:18.7		1:18.8		1:18.8		1:18.5		1:19.6		1:19.1		1:19.5
1100	14:18.82	1200	15:39.03	1300	16:59.95	1400	18:20.55	1500	19:41.59	1600	21:03.11	1700	22:24.05	1800	23:44.59	1900	25:06.47	2000	26:28.81
	1:20.2		1:20.2		1:20.9		1:20.6		1:21.0		1:21.5		1:20.9		1:20.5		1:21.8		1:22.3
2100	27:51.00	2200	29:13.61	2300	30:36.50	2400	31:59.13	2500	33:21.31	2600	34:43.68	2700	36:06.60	2800	37:28.32	2900	38:48.66	3000	40:07.29
	1:22.1		1:22.6		1:22.8		1:22.6		1:22.1		1:22.3		1:22.9		1:21.7		1:20.3		1:18.6
9	054183144	AGUILAR DIAZ LAURA	2002	MAIRENA	2,0	40:21.40													
100	1:15.45	200	2:34.86	300	3:54.18	400	5:14.62	500	6:34.70	600	7:54.35	700	9:14.02	800	10:35.68	900	11:55.80	1000	13:15.35
	1:15.4		1:19.4		1:19.3		1:20.4		1:20.0		1:19.6		1:19.6		1:21.6		1:20.1		1:19.5
1100	14:35.19	1200	15:55.83	1300	17:17.68	1400	18:38.05	1500	19:59.32	1600	21:21.36	1700	22:42.51	1800	24:04.82	1900	25:26.65	2000	26:49.12
	1:19.8		1:20.6		1:21.8		1:20.3		1:21.2		1:22.0		1:21.1		1:22.3		1:21.8		1:22.4
2100	28:12.41	2200	29:36.12	2300	30:57.62	2400	32:19.85	2500	33:40.51	2600	35:01.05	2700	36:21.91	2800	37:43.37	2900	39:02.81	3000	40:21.40
	1:23.2		1:23.7		1:21.5		1:22.2		1:20.6		1:20.5		1:20.8		1:21.4		1:19.4		1:18.5
10	P00540076	PINO VERDU PATRICIA	2002	CNMIJAS	1,0	41:03.28													
100	1:13.06	200	2:31.71	300	3:52.26	400	5:13.16	500	6:33.89	600	7:54.74	700	9:15.52	800	10:36.76	900	11:57.73	1000	13:19.25
	1:13.0		1:18.6		1:20.5		1:20.9		1:20.7		1:20.8		1:20.7		1:21.2		1:20.9		1:21.5
1100	14:41.37	1200	16:03.60	1300	17:26.26	1400	18:48.67	1500	20:10.42	1600	21:33.32	1700	22:56.61	1800	24:20.04	1900	25:43.13	2000	27:06.50
	1:22.1		1:22.2		1:22.6		1:22.4		1:21.7		1:22.9		1:23.2		1:23.4		1:23.0		1:23.3
2100	28:30.23	2200	29:54.69	2300	31:19.66	2400	32:44.13	2500	34:08.88	2600	35:33.59	2700	36:57.52	2800	38:20.55	2900	39:42.28	3000	41:03.28
	1:23.7		1:24.4		1:24.9		1:24.4		1:24.7		1:24.7		1:23.9		1:23.0		1:21.7		1:21.0
11	054179528	HANS CAPITAN INES MARIA	2002	MAIRENA	0,0	42:11.12													
100	1:11.77	200	2:27.48	300	3:44.24	400	5:02.38	500	6:20.64	600	7:38.11	700	8:59.16	800	10:23.54	900	11:50.43	1000	13:15.55
	1:11.7		1:15.7		1:16.7		1:18.1		1:18.2		1:17.4		1:21.0		1:24.3		1:26.8		1:25.1
1100	14:42.73	1200	16:08.19	1300	17:37.07	1400	19:01.79	1500	20:27.48	1600	21:53.63	1700	23:18.87	1800	24:45.57	1900	26:11.34	2000	27:38.44
	1:27.1		1:25.4		1:28.8		1:24.7		1:25.6		1:26.1		1:25.2		1:26.7		1:25.7		1:27.1
2100	29:06.36	2200	30:36.09	2300	32:03.58	2400	33:33.00	2500	35:01.48	2600	36:30.90	2700	37:58.80	2800	39:26.46	2900	40:50.23	3000	42:11.12
	1:27.9		1:29.7		1:27.4		1:29.4		1:28.4		1:29.4		1:27.9		1:27.6		1:23.7		1:20.8
12	L00603463	VALVERDE CARRASCO RAQUEL	2002	CALCALA	0,0	42:22.76													
100	1:14.40	200	2:37.36	300	4:01.59	400	5:27.03	500	6:51.77	600	8:17.40	700	9:41.78	800	11:06.94	900	12:31.58	1000	13:57.01
	1:14.4		1:22.9		1:24.2		1:25.4		1:24.7		1:25.6		1:24.3		1:25.1		1:24.6		1:25.4
1100	15:22.47	1200	16:47.35	1300	18:13.65	1400	19:39.13	1500	21:04.35	1600	22:30.21	1700	23:56.79	1800	25:22.98	1900	26:49.19	2000	28:15.20
	1:25.4		1:24.8		1:26.3		1:25.4		1:25.2		1:25.8		1:26.5		1:26.1		1:26.2		1:26.0
2100	29:41.13	2200	31:07.14	2300	32:32.60	2400	33:58.46	2500	35:24.12	2600	36:48.89	2700	38:13.24	2800	39:36.96	2900	41:00.36	3000	42:22.76
	1:25.9		1:26.0		1:25.4		1:25.8		1:25.6		1:24.7		1:24.3		1:23.7		1:23.4		1:22.4
13	P00746626	LOPEZ MENDOZA LAURA	2002	NAVIAL	0,0	42:22.99													
100	1:10.30	200	2:24.75	300	3:40.75	400	4:57.16	500	6:14.60	600	7:32.92	700	8:52.53	800	10:12.03	900	11:31.27	1000	12:51.26
	1:10.3		1:14.4		1:16.0		1:16.4		1:17.4		1:18.3		1:19.6		1:19.5		1:19.2		1:19.9
1100	14:12.61	1200	15:36.96	1300	17:02.27	1400	18:29.21	1500	19:56.78	1600	21:24.39	1700	22:52.82	1800	24:21.99	1900	25:50.36	2000	27:20.23
	1:21.3		1:24.3		1:25.3		1:26.9		1:27.5		1:27.6		1:28.4		1:29.1		1:28.3		1:29.8
2100	28:50.32	2200	30:20.51	2300	31:50.61	2400	33:21.74	2500	34:54.29	2600	36:25.95	2700	37:57.58	2800	39:28.96	2900	40:58.65	3000	42:22.99
	1:30.0		1:30.1		1:30.1		1:31.1		1:32.5		1:31.6		1:31.6		1:31.3		1:29.6		1:24.3
079036567	TORRES PEREZ ANDREA	2002	CNMIJAS	0,0	RT														
052583467	FORTES NARVAEZ PAULA	2003	AXARQUI	0,0	BAJ														
P10350120	DEL AGUILA MARTIN CRISTINA	2002	NATCHUR	0,0	BAJ														

 SUS: SUSTITUCIONES
 RT: RETIRADO

 NP: NO PRESENTADO
 DVI: DESC. VIRAJE IRREGULA

 DSI: DESC. SALIDA IRREGULA DNI: DNI
 DSA: DESC. SALIDA ANTICIPADA DLI: DESC. LLEGADA IRREGULA

 DES: DESCALIFICADO
 BAJ: BAJA

III CTO. ANDALUCIA LARGA DISTANCIA EN PISCINA, 28/01/2017
MALAGA

Datos técnicos: Piscina de 50 m., Cronometraje Electrónico

28/01/2017
RA 53:41.33 RODRIGUEZ MESA MARCOS TERRASSA 03/12/2016
SENIOR MASCULINO

RK	Licencia	Nombre	Año	Club	Pts.	Resultado				
1	030258471	CONTRERAS GONZALEZ ANTONIO	1996	MAIRENA	13,0	55:59.55				
100	1:05.08	200 2:12.13	300 3:18.52	400 4:24.64	500 5:31.20	600 6:37.58	700 7:44.96	800 8:51.52	900 9:58.27	1000 11:05.06
1100	12:11.33	1200 13:17.46	1300 14:23.68	1400 15:31.61	1500 16:37.88	1600 17:45.41	1700 18:53.16	1800 20:00.72	1900 21:08.41	2000 22:15.41
2100	23:22.18	2200 24:28.54	2300 25:36.46	2400 26:43.89	2500 27:52.19	2600 29:00.21	2700 30:07.15	2800 31:15.16	2900 32:22.75	3000 33:30.49
3100	34:37.71	3200 35:45.05	3300 36:51.64	3400 37:59.05	3500 39:08.14	3600 40:15.43	3700 41:23.33	3800 42:31.16	3900 43:39.08	4000 44:46.90
4100	45:54.41	4200 47:01.42	4300 48:09.63	4400 49:17.65	4500 50:26.25	4600 51:34.66	4700 52:42.21	4800 53:49.01	4900 54:55.78	5000 55:59.55
2	P10350028	ESQUITINO GARRIDO ALBERTO	1995	NATCHUR	10,0	59:04.64				
100	1:08.57	200 2:17.57	300 3:27.25	400 4:36.90	500 5:46.33	600 6:56.37	700 8:06.80	800 9:17.49	900 10:28.08	1000 11:38.94
1100	12:50.09	1200 14:01.16	1300 15:10.61	1400 16:18.99	1500 17:28.40	1600 18:37.97	1700 19:48.57	1800 20:59.44	1900 22:10.40	2000 23:21.12
2100	24:32.06	2200 25:43.68	2300 26:54.73	2400 28:05.96	2500 29:17.28	2600 30:28.70	2700 31:41.53	2800 32:53.30	2900 34:05.86	3000 35:18.02
3100	36:29.99	3200 37:41.95	3300 38:54.79	3400 40:07.49	3500 41:17.67	3600 42:28.04	3700 43:38.48	3800 44:48.86	3900 45:59.54	4000 47:10.32
4100	48:21.46	4200 49:32.88	4300 50:44.04	4400 51:55.03	4500 53:06.78	4600 54:18.68	4700 55:30.72	4800 56:42.91	4900 57:54.60	5000 59:04.64
3	053353676	GARCIA DIAZ FRANCISCO JOSE	1995	MAIRENA	8,0	59:28.36				
100	1:08.33	200 2:17.60	300 3:27.24	400 4:36.77	500 5:46.18	600 6:56.31	700 8:06.95	800 9:17.60	900 10:28.20	1000 11:39.11
1100	12:50.17	1200 14:01.29	1300 15:11.66	1400 16:21.69	1500 17:32.32	1600 18:42.96	1700 19:53.91	1800 21:05.06	1900 22:16.47	2000 23:27.36
2100	24:38.15	2200 25:48.62	2300 26:59.66	2400 28:10.48	2500 29:20.68	2600 30:30.71	2700 31:41.49	2800 32:53.50	2900 34:06.00	3000 35:18.12
3100	36:29.79	3200 37:41.92	3300 38:54.92	3400 40:07.71	3500 41:19.22	3600 42:30.25	3700 43:41.32	3800 44:53.38	3900 46:05.69	4000 47:17.59
4100	48:29.57	4200 49:41.05	4300 50:53.05	4400 52:05.97	4500 53:19.60	4600 54:33.75	4700 55:47.60	4800 57:01.69	4900 58:15.38	5000 59:28.36
4	045385442	ALONSO FLOR JAIME	1997	PORTUEN	7,0	1:01:09.00				
100	1:10.09	200 2:20.91	300 3:32.05	400 4:43.65	500 5:55.03	600 7:06.49	700 8:18.61	800 9:30.83	900 10:43.43	1000 11:56.18
1100	13:09.65	1200 14:23.58	1300 15:37.01	1400 16:50.22	1500 18:03.46	1600 19:17.05	1700 20:30.58	1800 21:44.74	1900 22:58.78	2000 24:13.15
2100	25:27.14	2200 26:41.16	2300 27:55.57	2400 29:08.98	2500 30:21.35	2600 31:35.05	2700 32:47.54	2800 33:58.98	2900 35:11.45	3000 36:25.00
3100	37:38.89	3200 38:53.45	3300 40:08.29	3400 41:23.50	3500 42:38.91	3600 43:54.22	3700 45:08.92	3800 46:24.06	3900 47:39.67	4000 48:55.29
4100	50:10.15	4200 51:25.13	4300 52:39.12	4400 53:53.62	4500 55:07.02	4600 56:20.42	4700 57:34.47	4800 58:48.69	4900 1:00:03.07	5000 1:01:09.11

 RT: RETIRADO
 DES: DESCALIFICADO

 DLI: DESC LLEGADA IRREGUL DSA: DESC. SALIDA ANTICIPA BAJ: BAJA
 DNI: DNI DSI: DESC. SALIDA IRREGULA NP: NO PRESENTADO

 SUS: SUSTITUCIONES
 DVI: DESC. VIRAJE IRREGULA

III CTO. ANDALUCÍA LARGA DISTANCIA EN PISCINA, 28/01/2017

MALAGA

Datos técnicos: Piscina de 50 m., Cronometraje Electrónico

28/01/2017

RA 53:41.33 RODRIGUEZ MESA MARCOS TERRASSA 03/12/2016

SENIOR MASCULINO

RK	Licencia	Nombre	Año	Club	Pts.	Resultado														
5	045809290	ALFARO TIRAVIT RAFAEL	1997	MAIRENA	6,0	1:01:09.														
	100	1:10.92	200	2:22.85	300	3:35.50	400	4:49.29	500	6:03.39	600	7:16.57	700	8:30.32	800	9:43.68	900	10:56.42	1000	12:08.87
		1:10.9'		1:11.9'		1:12.6'		1:13.7'		1:14.1'		1:13.1'		1:13.7'		1:13.3'		1:12.7'		1:12.4'
	1100	13:20.90	1200	14:33.14	1300	15:45.09	1400	16:57.44	1500	18:10.43	1600	19:23.73	1700	20:37.71	1800	21:52.63	1900	23:06.37	2000	24:20.02
		1:12.0'		1:12.2'		1:11.9'		1:12.3'		1:12.9'		1:13.3'		1:13.9'		1:14.9'		1:13.7'		1:13.6'
	2100	25:33.65	2200	26:48.71	2300	28:02.57	2400	29:17.30	2500	30:30.99	2600	31:44.40	2700	32:59.35	2800	34:15.05	2900	35:31.18	3000	36:48.18
		1:13.6'		1:15.0'		1:13.8'		1:14.7'		1:13.6'		1:13.4'		1:14.9'		1:15.7'		1:16.1'		1:17.0'
	3100	38:05.79	3200	39:21.76	3300	40:36.39	3400	41:50.73	3500	43:04.91	3600	44:17.98	3700	45:30.37	3800	46:42.95	3900	47:55.35	4000	49:07.30
		1:17.6'		1:15.9'		1:14.6'		1:14.3'		1:14.1'		1:13.0'		1:12.3'		1:12.5'		1:12.4'		1:11.9'
	4100	50:18.70	4200	51:29.96	4300	52:41.98	4400	53:54.19	4500	55:07.32	4600	56:20.43	4700	57:34.62	4800	58:48.80	4900	1:00:03.23	5000	1:01:09.27
		1:11.4'		1:11.2'		1:12.0'		1:12.2'		1:13.1'		1:13.1'		1:14.1'		1:14.1'		1:14.4'		1:06.0'
	077840804	GARCIA GARCIA FERNANDO	1995	CALCALA	0,0	BAJ														

RT: RETIRADO DLI: DESC LLEGADA IRREGUL DSA: DESC. SALIDA ANTICIPA BAJ: BAJA SUS: SUSTITUCIONES
 DES: DESCALIFICADO DNI: DNI DSI: DESC. SALIDA IRREGULA NP: NO PRESENTADO DVI: DESC. VIRAJE IRREGULA

III CTO. ANDALUCIA LARGA DISTANCIA EN PISCINA, 28/01/2017
MALAGA

Datos técnicos: Piscina de 50 m., Cronometraje Electrónico

28/01/2017
RA 53:41.33 RODRIGUEZ MESA MARCOS TERRASSA 03/12/2016
JUNIOR 2 MASCULINO

RK	Licencia	Nombre	Año	Club	Pts.	Resultado														
1	053965448	DORADO CALDERON JOSE LUIS	1999	MAIRENA	13,0	1:00:11.														
	100	1:08.69	200	2:20.81	300	3:31.83	400	4:43.18	500	5:54.38	600	7:05.50	700	8:16.84	800	9:28.47	900	10:40.23	1000	11:52.20
		1:08.6		1:12.1		1:11.0		1:11.3		1:11.2		1:11.1		1:11.3		1:11.6		1:11.7		1:11.9
	1100	13:04.27	1200	14:16.64	1300	15:29.33	1400	16:41.92	1500	17:54.42	1600	19:07.24	1700	20:20.15	1800	21:33.27	1900	22:46.86	2000	24:00.40
		1:12.0		1:12.3		1:12.6		1:12.5		1:12.5		1:12.8		1:12.9		1:13.1		1:13.5		1:13.5
	2100	25:14.71	2200	26:28.81	2300	27:43.22	2400	28:57.31	2500	30:12.01	2600	31:22.98	2700	32:33.47	2800	33:44.15	2900	34:54.96	3000	36:07.64
		1:14.3		1:14.1		1:14.4		1:14.0		1:14.7		1:10.9		1:10.4		1:10.6		1:10.8		1:12.6
	3100	37:19.47	3200	38:31.32	3300	39:42.43	3400	40:53.94	3500	42:05.56	3600	43:17.64	3700	44:30.20	3800	45:42.24	3900	46:54.21	4000	48:06.50
		1:11.8		1:11.8		1:11.1		1:11.5		1:11.6		1:12.0		1:12.5		1:12.0		1:11.9		1:12.2
	4100	49:18.10	4200	50:29.70	4300	51:42.07	4400	52:54.82	4500	54:07.21	4600	55:20.24	4700	56:32.78	4800	57:45.71	4900	58:58.85	5000	1:00:11.61
		1:11.6		1:11.6		1:12.3		1:12.7		1:12.3		1:13.0		1:12.5		1:12.9		1:13.1		1:12.7
2	079037385	MATEOS LEIVA ARTURO	1999	CNMIJAS	10,0	1:00:55.														
	100	1:08.21	200	2:18.11	300	3:28.74	400	4:39.84	500	5:50.73	600	7:02.06	700	8:13.43	800	9:25.43	900	10:38.02	1000	11:49.84
		1:08.2		1:09.9		1:10.6		1:11.1		1:10.8		1:11.3		1:11.3		1:12.0		1:12.5		1:11.8
	1100	13:01.16	1200	14:12.75	1300	15:24.48	1400	16:36.87	1500	17:48.89	1600	19:01.53	1700	20:14.06	1800	21:27.43	1900	22:40.31	2000	23:53.99
		1:11.3		1:11.5		1:11.7		1:12.3		1:12.0		1:12.6		1:12.5		1:13.3		1:12.8		1:13.6
	2100	25:07.22	2200	26:20.80	2300	27:34.19	2400	28:48.10	2500	30:02.08	2600	31:15.61	2700	32:28.94	2800	33:43.32	2900	34:56.52	3000	36:10.83
		1:13.2		1:13.5		1:13.3		1:13.9		1:13.9		1:13.5		1:13.3		1:14.3		1:13.2		1:14.3
	3100	37:24.64	3200	38:39.54	3300	39:54.69	3400	41:09.28	3500	42:22.95	3600	43:37.48	3700	44:50.98	3800	46:03.97	3900	47:18.64	4000	48:32.86
		1:13.8		1:14.9		1:15.1		1:14.5		1:13.6		1:14.5		1:13.5		1:12.9		1:14.6		1:14.2
	4100	49:46.02	4200	51:00.51	4300	52:15.41	4400	53:29.39	4500	54:44.60	4600	56:00.43	4700	57:15.70	4800	58:30.91	4900	59:45.09	5000	1:00:55.19
		1:13.1		1:14.4		1:14.9		1:13.9		1:15.2		1:15.8		1:15.2		1:15.2		1:14.1		1:10.1
3	P00088068	CANOVAS JUAREZ ISAAC	1998	USEVILLA	8,0	1:01:11.														
	100	1:09.30	200	2:20.86	300	3:32.87	400	4:44.65	500	5:56.23	600	7:07.66	700	8:19.13	800	9:30.67	900	10:42.81	1000	11:55.41
		1:09.3		1:11.5		1:12.0		1:11.7		1:11.5		1:11.4		1:11.4		1:11.5		1:12.1		1:12.6
	1100	13:08.32	1200	14:21.28	1300	15:34.47	1400	16:47.44	1500	18:00.93	1600	19:14.87	1700	20:29.14	1800	21:42.93	1900	22:57.12	2000	24:11.42
		1:12.9		1:12.9		1:13.1		1:12.9		1:13.4		1:13.9		1:14.2		1:13.7		1:14.1		1:14.3
	2100	25:25.06	2200	26:39.28	2300	27:53.15	2400	29:06.75	2500	30:19.66	2600	31:32.72	2700	32:45.95	2800	33:59.52	2900	35:12.83	3000	36:26.99
		1:13.6		1:14.2		1:13.8		1:13.6		1:12.9		1:13.0		1:13.2		1:13.5		1:13.3		1:14.1
	3100	37:41.60	3200	38:56.14	3300	40:10.40	3400	41:24.84	3500	42:39.06	3600	43:53.30	3700	45:07.82	3800	46:22.28	3900	47:37.12	4000	48:51.25
		1:14.6		1:14.5		1:14.2		1:14.4		1:14.2		1:14.2		1:14.5		1:14.4		1:14.8		1:14.1
	4100	50:06.00	4200	51:20.63	4300	52:36.04	4400	53:51.31	4500	55:05.77	4600	56:20.26	4700	57:33.85	4800	58:47.34	4900	1:00:00.96	5000	1:01:11.43
		1:14.7		1:14.6		1:15.4		1:15.2		1:14.4		1:14.4		1:13.5		1:13.4		1:13.6		1:10.4
4	047561550	GARCIA VAZQUEZ JOSE LUIS	1999	MAIRENA	7,0	1:01:52.														
	100	1:10.32	200	2:22.05	300	3:33.73	400	4:45.83	500	5:58.04	600	7:10.86	700	8:23.50	800	9:37.36	900	10:50.97	1000	12:04.79
		1:10.3		1:11.7		1:11.6		1:12.1		1:12.2		1:12.8		1:12.6		1:13.8		1:13.6		1:13.8
	1100	13:18.16	1200	14:31.28	1300	15:45.17	1400	16:58.02	1500	18:10.79	1600	19:23.83	1700	20:37.60	1800	21:51.69	1900	23:05.24	2000	24:17.54
		1:13.3		1:13.1		1:13.8		1:12.8		1:12.7		1:13.0		1:13.7		1:14.0		1:13.5		1:12.3
	2100	25:30.39	2200	26:43.15	2300	27:55.78	2400	29:08.70	2500	30:21.51	2600	31:35.42	2700	32:49.40	2800	34:02.72	2900	35:17.00	3000	36:31.95
		1:12.8		1:12.7		1:12.6		1:12.9		1:12.8		1:13.9		1:13.9		1:13.3		1:14.2		1:14.9
	3100	37:46.40	3200	39:00.41	3300	40:15.31	3400	41:29.50	3500	42:44.52	3600	43:59.95	3700	45:15.16	3800	46:31.11	3900	47:46.88	4000	49:03.55
		1:14.4		1:14.0		1:14.9		1:14.1		1:15.0		1:15.4		1:15.2		1:15.9		1:15.7		1:16.6
	4100	50:19.75	4200	51:36.93	4300	52:53.99	4400	54:11.25	4500	55:29.37	4600	56:47.68	4700	58:04.69	4800	59:17.78	4900	1:00:36.21	5000	1:01:52.62
		1:16.2		1:17.1		1:17.0		1:17.2		1:18.1		1:18.3		1:17.0		1:13.0		1:18.4		1:16.4

 RT: RETIRADO
 DES: DESCALIFICADO

 DLI: DESC LLEGADA IRREGUL DSA: DESC. SALIDA ANTICIPA BAJ: BAJA
 DNI: DNI DSI: DESC. SALIDA IRREGULA NP: NO PRESENTADO

 SUS: SUSTITUCIONES
 DVI: DESC. VIRAJE IRREGULA

III CTO. ANDALUCIA LARGA DISTANCIA EN PISCINA, 28/01/2017
MALAGA

Datos técnicos: Piscina de 50 m., Cronometraje Electrónico

28/01/2017

RA	53:41.33	RODRIGUEZ MESA MARCOS	TERRASSA		03/12/2016
-----------	----------	------------------------------	-----------------	--	-------------------

JUNIOR 2 MASCULINO

RK	Licencia	Nombre	Año	Club	Pts.	Resultado													
5	P00438196	CARMONA MARIÑO IVAN	1999	PORTUEN	6,0	1:02:30.													
100	1:07.91	200	2:17.67	300	3:28.47	400	4:39.32	500	5:50.90	600	7:02.26	700	8:13.90	800	9:25.75	900	10:38.35	1000	11:50.43
1100	13:03.40	1200	14:17.08	1300	15:32.46	1400	16:47.45	1500	18:02.70	1600	19:17.89	1700	20:33.68	1800	21:49.70	1900	23:06.03	2000	24:21.35
2100	25:37.76	2200	26:53.79	2300	28:10.17	2400	29:26.69	2500	30:43.39	2600	32:00.52	2700	33:16.63	2800	34:32.81	2900	35:49.01	3000	37:03.92
3100	38:20.78	3200	39:37.91	3300	40:55.47	3400	42:11.21	3500	43:26.42	3600	44:42.48	3700	45:58.86	3800	47:15.07	3900	48:31.33	4000	49:46.37
4100	51:01.15	4200	52:15.99	4300	53:32.48	4400	54:51.11	4500	56:08.86	4600	57:26.24	4700	58:43.97	4800	1:00:01.04	4900	1:01:16.86	5000	1:02:30.19
6	050640692	LOPEZ MOLINA FRANCISCO JAVIER	1999	MONTLLA	5,0	1:07:13.													
100	1:11.19	200	2:26.55	300	3:42.03	400	4:58.57	500	6:16.65	600	7:34.56	700	8:52.78	800	10:12.22	900	11:31.83	1000	12:51.74
1100	14:12.12	1200	15:31.11	1300	16:51.73	1400	18:12.02	1500	19:31.80	1600	20:50.86	1700	22:10.09	1800	23:30.08	1900	24:52.13	2000	26:13.70
2100	27:35.66	2200	28:57.15	2300	30:19.89	2400	31:41.13	2500	33:02.24	2600	34:22.71	2700	35:43.88	2800	37:05.60	2900	38:27.69	3000	39:49.04
3100	41:10.61	3200	42:32.46	3300	43:53.28	3400	45:14.48	3500	46:37.13	3600	47:59.73	3700	49:21.82	3800	50:43.58	3900	52:05.27	4000	53:27.27
4100	54:50.10	4200	56:11.99	4300	57:34.14	4400	58:56.30	4500	1:00:18.73	4600	1:01:41.62	4700	1:03:04.72	4800	1:04:27.10	4900	1:05:51.71	5000	1:07:13.49
7	020620280	VALLE DELGADO MANUEL	1999	MONTLLA	4,0	1:12:41.													
100	1:15.64	200	2:36.57	300	3:58.39	400	5:21.84	500	6:44.21	600	8:07.66	700	9:30.97	800	10:54.22	900	12:17.91	1000	13:42.90
1100	15:07.64	1200	16:32.68	1300	17:58.16	1400	19:22.79	1500	20:48.04	1600	22:13.02	1700	23:38.84	1800	25:04.70	1900	26:31.55	2000	27:57.11
2100	29:23.62	2200	30:50.55	2300	32:17.12	2400	33:44.61	2500	35:11.65	2600	36:39.29	2700	38:06.99	2800	39:34.58	2900	41:01.98	3000	42:29.27
3100	43:57.32	3200	45:25.16	3300	46:54.63	3400	48:23.66	3500	49:53.09	3600	51:23.51	3700	52:54.33	3800	54:25.59	3900	55:56.15	4000	57:27.01
4100	58:58.14	4200	1:00:29.26	4300	1:02:00.78	4400	1:03:32.36	4500	1:05:04.02	4600	1:06:36.70	4700	1:08:09.28	4800	1:09:41.35	4900	1:11:13.14	5000	1:12:41.26

RT: RETIRADO	DLI: DESC LLEGADA IRREGUL	DSA: DESC. SALIDA ANTICIPA BAJ: BAJA	SUS: SUSTITUCIONES
DES: DESCALIFICADO	DNI: DNI	DSI: DESC. SALIDA IRREGULA NP: NO PRESENTADO	DVI: DESC. VIRAJE IRREGULA

MSL SW.RESULTADOS_PRUEBA_CA Información correcta a 16:18:38 28/01/2017

SPORTEC Sistemas de Información, MSL Software - www.msl.es

III CTO. ANDALUCIA LARGA DISTANCIA EN PISCINA, 28/01/2017
MALAGA

Datos técnicos: Piscina de 50 m., Cronometraje Electrónico

28/01/2017
RA 53:41.33 RODRIGUEZ MESA MARCOS TERRASSA 03/12/2016
JUNIOR 1 MASCULINO

RK	Licencia	Nombre	Año	Club	Pts.	Resultado						
1	079027838	BENITEZ DOMINGUEZ PABLO	2000	CNMIJAS	13,0							
100	1:07.37	200 2:16.25	300 3:25.00	400 4:34.35	500 5:43.04	600 6:52.40	700 8:01.92	800 9:11.31	900 10:19.05	1000 11:26.72	MMT	57:30.05
1100	12:35.18	1200 13:43.19	1300 14:50.82	1400 15:58.89	1500 17:05.55	1600 18:14.72	1700 19:24.35	1800 20:34.09	1900 21:43.93	2000 22:54.03	MMT	1:10.1
2100	24:02.42	2200 25:11.89	2300 26:21.24	2400 27:30.80	2500 28:40.46	2600 29:49.49	2700 30:58.83	2800 32:08.34	2900 33:16.73	3000 34:24.63	MMT	1:07.9
3100	35:34.98	3200 36:45.36	3300 37:55.30	3400 39:04.24	3500 40:13.82	3600 41:23.41	3700 42:32.48	3800 43:41.97	3900 44:51.18	4000 46:00.49	MMT	1:09.3
4100	47:09.92	4200 48:19.61	4300 49:30.02	4400 50:38.98	4500 51:46.97	4600 52:55.32	4700 54:04.11	4800 55:13.47	4900 56:22.97	5000 57:30.05	MMT	1:07.0
2	077847832	PARRA DE LA TORRE FRANCISCO	2000	MAIRENA	10,0							
100	1:07.34	200 2:17.25	300 3:26.37	400 4:35.25	500 5:43.14	600 6:52.26	700 8:01.76	800 9:11.13	900 10:19.08	1000 11:27.19		57:40.87
1100	12:35.69	1200 13:43.81	1300 14:52.33	1400 16:01.02	1500 17:10.90	1600 18:20.54	1700 19:29.53	1800 20:37.65	1900 21:45.75	2000 22:53.95		1:08.2
2100	24:02.29	2200 25:11.81	2300 26:21.23	2400 27:30.83	2500 28:40.51	2600 29:49.70	2700 30:58.93	2800 32:08.49	2900 33:16.91	3000 34:25.21		1:08.3
3100	35:35.25	3200 36:45.37	3300 37:54.78	3400 39:03.83	3500 40:13.67	3600 41:23.22	3700 42:32.16	3800 43:41.33	3900 44:50.63	4000 45:59.84		1:09.2
4100	47:09.56	4200 48:19.25	4300 49:30.02	4400 50:39.22	4500 51:48.91	4600 53:00.29	4700 54:11.11	4800 55:21.63	4900 56:32.59	5000 57:40.87		1:08.2
3	P01160001	CORDERO JIMENA PABLO	2000	FNGSW	8,0							
100	1:07.01	200 2:15.90	300 3:24.70	400 4:34.30	500 5:42.80	600 6:52.13	700 8:01.68	800 9:11.12	900 10:17.81	1000 11:24.70		58:19.02
1100	12:32.24	1200 13:39.97	1300 14:47.92	1400 15:56.24	1500 17:04.60	1600 18:14.64	1700 19:24.77	1800 20:34.53	1900 21:44.11	2000 22:54.43		1:10.3
2100	24:03.68	2200 25:13.51	2300 26:23.56	2400 27:34.24	2500 28:45.06	2600 29:55.96	2700 31:06.97	2800 32:18.33	2900 33:29.55	3000 34:40.83		1:11.2
3100	35:52.00	3200 37:02.79	3300 38:13.75	3400 39:23.45	3500 40:33.55	3600 41:44.34	3700 42:55.31	3800 44:07.02	3900 45:18.49	4000 46:30.09		1:11.6
4100	47:41.50	4200 48:52.66	4300 50:03.82	4400 51:14.94	4500 52:25.72	4600 53:36.46	4700 54:47.87	4800 55:59.21	4900 57:10.28	5000 58:19.02		1:08.7
4	L00563108	BOBO GALVAN JUAN CARLOS	2001	CALCALA	7,0							
100	1:05.81	200 2:14.84	300 3:24.80	400 4:35.53	500 5:46.60	600 6:57.76	700 8:08.86	800 9:20.34	900 10:31.00	1000 11:42.03		59:15.34
1100	12:52.28	1200 14:02.93	1300 15:12.60	1400 16:22.54	1500 17:32.25	1600 18:42.37	1700 19:52.53	1800 21:03.27	1900 22:13.53	2000 23:24.15		1:10.6
2100	24:35.04	2200 25:45.39	2300 26:55.91	2400 28:06.80	2500 29:17.06	2600 30:27.09	2700 31:36.67	2800 32:47.00	2900 33:57.31	3000 35:07.79		1:10.4
3100	36:18.61	3200 37:29.65	3300 38:40.62	3400 39:52.45	3500 41:06.04	3600 42:20.51	3700 43:33.42	3800 44:45.76	3900 45:56.65	4000 47:08.57		1:11.9
4100	48:20.84	4200 49:33.13	4300 50:44.60	4400 51:57.05	4500 53:09.91	4600 54:23.82	4700 55:37.19	4800 56:50.38	4900 58:03.52	5000 59:15.34		1:11.8

 RT: RETIRADO
 DES: DESCALIFICADO

 DLI: DESC LLEGADA IRREGUL DSA: DESC. SALIDA ANTICIPA BAJ: BAJA
 DNI: DNI DSI: DESC. SALIDA IRREGULA NP: NO PRESENTADO

 SUS: SUSTITUCIONES
 DVI: DESC. VIRAJE IRREGULA

III CTO. ANDALUCIA LARGA DISTANCIA EN PISCINA, 28/01/2017
MALAGA

Datos técnicos: Piscina de 50 m., Cronometraje Electrónico

28/01/2017
RA 53:41.33 RODRIGUEZ MESA MARCOS TERRASSA 03/12/2016
JUNIOR 1 MASCULINO

RK	Licencia	Nombre	Año	Club	Pts.	Resultado													
5	054220233	CANELA GOMEZ ALVARO	2001	MAIRENA	6,0	59:57.78													
100	1:07.37	200	2:18.10	300	3:29.14	400	4:40.30	500	5:51.70	600	7:02.70	700	8:14.37	800	9:25.80	900	10:37.45	1000	11:48.29
1100	12:59.54	1200	14:10.66	1300	15:21.46	1400	16:32.56	1500	17:44.13	1600	18:55.70	1700	20:07.47	1800	21:19.59	1900	22:31.48	2000	23:43.17
2100	24:55.73	2200	26:08.48	2300	27:20.93	2400	28:33.54	2500	29:45.90	2600	30:58.89	2700	32:12.04	2800	33:24.79	2900	34:37.63	3000	35:50.21
3100	37:02.60	3200	38:14.46	3300	39:26.84	3400	40:39.30	3500	41:51.67	3600	43:04.96	3700	44:17.31	3800	45:29.90	3900	46:42.53	4000	47:55.22
4100	49:08.15	4200	50:21.34	4300	51:34.19	4400	52:47.23	4500	53:59.96	4600	55:12.46	4700	56:24.86	4800	57:36.98	4900	58:48.14	5000	59:57.78
6	029516012	DIAZ ROMERO CARLOS	2001	MAIRENA	5,0	1:00:59.77													
100	1:09.08	200	2:20.19	300	3:30.79	400	4:41.62	500	5:52.17	600	7:02.13	700	8:12.41	800	9:22.43	900	10:32.62	1000	11:43.06
1100	12:53.92	1200	14:04.63	1300	15:16.01	1400	16:27.76	1500	17:39.70	1600	18:52.00	1700	20:03.77	1800	21:15.57	1900	22:28.17	2000	23:42.09
2100	24:54.94	2200	26:06.91	2300	27:19.80	2400	28:32.99	2500	29:46.92	2600	31:00.78	2700	32:14.53	2800	33:28.95	2900	34:44.06	3000	36:02.19
3100	37:19.73	3200	38:34.94	3300	39:51.75	3400	41:08.38	3500	42:25.54	3600	43:40.69	3700	44:56.88	3800	46:13.41	3900	47:29.47	4000	48:44.89
4100	49:59.62	4200	51:13.84	4300	52:28.26	4400	53:41.81	4500	54:56.13	4600	56:10.54	4700	57:24.74	4800	58:38.13	4900	59:50.76	5000	1:00:59.47
7	078004353	AGUILERA LOPEZ ALEJANDRO	2001	INACUAHV	4,0	1:01:00.88													
100	1:07.33	200	2:17.72	300	3:27.78	400	4:38.90	500	5:49.35	600	7:00.43	700	8:11.63	800	9:22.69	900	10:33.58	1000	11:45.20
1100	12:56.61	1200	14:07.30	1300	15:19.14	1400	16:31.11	1500	17:42.95	1600	18:54.88	1700	20:06.28	1800	21:18.03	1900	22:30.52	2000	23:42.48
2100	24:54.82	2200	26:08.14	2300	27:21.12	2400	28:35.11	2500	29:48.99	2600	31:03.17	2700	32:16.78	2800	33:29.95	2900	34:43.05	3000	35:56.19
3100	37:09.23	3200	38:23.16	3300	39:36.11	3400	40:48.37	3500	42:01.42	3600	43:14.20	3700	44:28.26	3800	45:42.99	3900	46:58.25	4000	48:14.89
4100	49:31.90	4200	50:50.92	4300	52:08.04	4400	53:26.20	4500	54:44.35	4600	56:03.41	4700	57:20.69	4800	58:36.94	4900	59:50.68	5000	1:01:00.93
8	030249879	PEREZ PRIETO PABLO	2000	CALCALA	3,0	1:01:02.88													
100	1:06.71	200	2:17.09	300	3:28.02	400	4:39.43	500	5:51.00	600	7:02.24	700	8:13.45	800	9:24.45	900	10:35.90	1000	11:47.41
1100	12:59.05	1200	14:09.75	1300	15:21.99	1400	16:34.02	1500	17:46.82	1600	18:59.90	1700	20:12.85	1800	21:26.10	1900	22:39.06	2000	23:52.81
2100	25:06.23	2200	26:19.09	2300	27:30.69	2400	28:44.01	2500	29:57.20	2600	31:10.13	2700	32:23.98	2800	33:38.54	2900	34:52.34	3000	36:07.38
3100	37:21.35	3200	38:35.32	3300	39:48.39	3400	41:02.07	3500	42:16.72	3600	43:31.85	3700	44:46.71	3800	46:02.74	3900	47:18.40	4000	48:34.45
4100	49:50.06	4200	51:06.22	4300	52:21.44	4400	53:36.99	4500	54:52.30	4600	56:07.47	4700	57:22.64	4800	58:37.84	4900	59:50.92	5000	1:01:02.26

 RT: RETIRADO DLI: DESC LLEGADA IRREGUL DSA: DESC. SALIDA ANTICIPA BAJ: BAJA SUS: SUSTITUCIONES
 DES: DESCALIFICADO DNI: DNI DSI: DESC. SALIDA IRREGULA NP: NO PRESENTADO DVI: DESC. VIRAJE IRREGULA

MSL SW.RESULTADOS_PRUEBA_CA Información correcta a 16:18:38 28/01/2017

SPORTEC Sistemas de Información, MSL Software - www.msl.es

III CTO. ANDALUCIA LARGA DISTANCIA EN PISCINA, 28/01/2017
MALAGA

Datos técnicos: Piscina de 50 m., Cronometraje Electrónico

28/01/2017
RA 53:41.33 RODRIGUEZ MESA MARCOS TERRASSA 03/12/2016
JUNIOR 1 MASCULINO

RK	Licencia	Nombre	Año	Club	Pts.	Resultado				
9	031029705	DOROTE PINEDA ADRIAN	2001	FNGSW	2,0	1:01:18.				
100	1:07.09	200 2:17.11	300 3:27.68	400 4:38.90	500 5:49.26	600 7:00.21	700 8:11.41	800 9:22.56	900 10:33.63	1000 11:44.95
1100	12:56.29	1200 14:07.22	1300 15:18.76	1400 16:30.87	1500 17:42.64	1600 18:54.50	1700 20:05.80	1800 21:17.67	1900 22:30.30	2000 23:42.29
2100	24:54.81	2200 26:07.89	2300 27:21.06	2400 28:34.75	2500 29:49.09	2600 31:02.84	2700 32:16.40	2800 33:29.86	2900 34:41.16	3000 35:52.81
3100	37:05.03	3200 38:19.06	3300 39:33.81	3400 40:46.53	3500 41:59.71	3600 43:13.86	3700 44:30.39	3800 45:50.10	3900 47:08.40	4000 48:29.73
4100	49:49.21	4200 51:07.94	4300 52:26.57	4400 53:43.84	4500 55:02.98	4600 56:19.73	4700 57:36.24	4800 58:51.54	4900 1:00:07.37	5000 1:01:18.54
10	031029234	CAMARGO REINA MARIO	2001	FNGSW	1,0	1:02:00.				
100	1:07.87	200 2:17.97	300 3:27.93	400 4:38.75	500 5:50.18	600 7:00.64	700 8:12.75	800 9:24.27	900 10:36.55	1000 11:48.80
1100	13:01.33	1200 14:13.16	1300 15:26.03	1400 16:39.57	1500 17:52.65	1600 19:05.94	1700 20:20.51	1800 21:35.30	1900 22:50.80	2000 24:05.40
2100	25:20.14	2200 26:34.31	2300 27:47.42	2400 29:01.68	2500 30:16.49	2600 31:31.50	2700 32:47.18	2800 34:02.65	2900 35:18.83	3000 36:34.32
3100	37:50.99	3200 39:07.61	3300 40:24.19	3400 41:40.29	3500 42:56.95	3600 44:13.44	3700 45:30.20	3800 46:46.17	3900 48:03.36	4000 49:20.97
4100	50:38.37	4200 51:55.60	4300 53:11.81	4400 54:28.32	4500 55:44.03	4600 57:00.61	4700 58:15.47	4800 59:31.22	4900 1:00:46.46	5000 1:02:00.63
11	031024863	LOPEZ VALIENTE CARLOS	2000	FNGSW	0,0	1:03:40.				
100	1:08.42	200 2:19.12	300 3:31.01	400 4:43.17	500 5:55.70	600 7:08.32	700 8:20.77	800 9:33.29	900 10:45.86	1000 11:59.39
1100	13:13.14	1200 14:26.45	1300 15:40.56	1400 16:54.21	1500 18:08.56	1600 19:22.63	1700 20:37.26	1800 21:52.12	1900 23:07.34	2000 24:21.24
2100	25:35.14	2200 26:48.91	2300 28:04.05	2400 29:20.32	2500 30:35.81	2600 31:51.77	2700 33:08.01	2800 34:24.25	2900 35:40.34	3000 36:57.59
3100	38:14.60	3200 39:32.69	3300 40:50.18	3400 42:09.09	3500 43:27.15	3600 44:44.91	3700 46:04.51	3800 47:23.76	3900 48:44.06	4000 50:04.77
4100	51:25.54	4200 52:46.73	4300 54:09.30	4400 55:32.26	4500 56:55.15	4600 58:17.26	4700 59:38.83	4800 1:01:01.20	4900 1:02:22.34	5000 1:03:40.01
12	077934992	CONESA DIAZ ALEJANDRO	2000	MAIRENA	0,0	1:04:32.				
100	1:11.08	200 2:24.94	300 3:37.77	400 4:50.07	500 6:02.55	600 7:15.08	700 8:28.36	800 9:43.05	900 10:56.90	1000 12:12.06
1100	13:26.58	1200 14:41.55	1300 15:57.16	1400 17:11.35	1500 18:27.90	1600 19:44.12	1700 21:01.22	1800 22:14.02	1900 23:29.83	2000 24:45.75
2100	26:02.67	2200 27:18.94	2300 28:36.11	2400 29:53.53	2500 31:10.33	2600 32:28.04	2700 33:46.22	2800 35:05.10	2900 36:24.42	3000 37:44.23
3100	39:04.69	3200 40:25.34	3300 41:45.27	3400 43:05.74	3500 44:26.31	3600 45:47.09	3700 47:07.22	3800 48:27.31	3900 49:47.40	4000 51:09.11
4100	52:30.78	4200 53:52.43	4300 55:14.08	4400 56:35.65	4500 57:57.41	4600 59:17.79	4700 1:00:38.53	4800 1:01:57.74	4900 1:03:15.17	5000 1:04:32.24

 RT: RETIRADO DLI: DESC LLEGADA IRREGUL DSA: DESC. SALIDA ANTICIPA BAJ: BAJA SUS: SUSTITUCIONES
 DES: DESCALIFICADO DNI: DNI DSI: DESC. SALIDA IRREGULA NP: NO PRESENTADO DVI: DESC. VIRAJE IRREGULA

III CTO. ANDALUCÍA LARGA DISTANCIA EN PISCINA, 28/01/2017
MALAGA

Datos técnicos: Piscina de 50 m., Cronometraje Electrónico

28/01/2017

RA	53:41.33	RODRIGUEZ MESA MARCOS	TERRASSA	03/12/2016
----	----------	-----------------------	----------	------------

JUNIOR 1 MASCULINO

RK	Licencia	Nombre	Año	Club	Pts.	Resultado					
13	020098418	ESCALANTE GUTIERREZ EDUARDO	2000	MAIRENA	0,0	1:04:57.					
100	1:08.40	200 2:19.16	300 3:30.40	400 4:42.16	500 5:54.64	600 7:08.01	700 8:21.50	800 9:35.88	900 10:49.78	1000 12:03.84	
	1:08.4'	1:10.7'	1:11.2'	1:11.7'	1:12.4'	1:13.3'	1:13.4'	1:14.3'	1:13.9'	1:14.0'	
1100	13:17.93	1200 14:32.81	1300 15:47.66	1400 17:02.76	1500 18:18.03	1600 19:33.95	1700 20:48.73	1800 22:03.81	1900 23:19.58	2000 24:35.90	
	1:14.0'	1:14.8'	1:14.8'	1:15.1'	1:15.2'	1:15.9'	1:14.7'	1:15.0'	1:15.7'	1:16.3'	
2100	25:53.06	2200 27:10.68	2300 28:28.22	2400 29:47.49	2500 31:05.41	2600 32:23.50	2700 33:41.33	2800 34:59.91	2900 36:19.50	3000 37:39.61	
	1:17.1'	1:17.6'	1:17.5'	1:19.2'	1:17.9'	1:18.0'	1:17.8'	1:18.5'	1:19.5'	1:20.1'	
3100	38:59.92	3200 40:21.29	3300 41:42.93	3400 43:05.86	3500 44:27.93	3600 45:51.09	3700 47:14.32	3800 48:37.70	3900 50:01.31	4000 51:25.75	
	1:20.3'	1:21.3'	1:21.6'	1:22.9'	1:22.0'	1:23.1'	1:23.2'	1:23.3'	1:23.6'	1:24.4'	
4100	52:50.98	4200 54:16.57	4300 55:41.31	4400 57:05.60	4500 58:26.35	4600 59:47.01	4700 1:01:06.17	4800 1:02:24.13	4900 1:03:41.52	5000 1:04:57.14	
	1:25.2'	1:25.5'	1:24.7'	1:24.2'	1:20.7'	1:20.6'	1:19.1'	1:17.9'	1:17.3'	1:15.6'	
14	079109896	UDATU CHIRA MANUEL CRISTIANO	2000	CNMIJAS	0,0	1:05:07.					
100	1:09.28	200 2:21.63	300 3:34.60	400 4:48.90	500 6:04.45	600 7:20.53	700 8:36.96	800 9:53.74	900 11:11.49	1000 12:29.18	
	1:09.2'	1:12.3'	1:12.9'	1:14.3'	1:15.5'	1:16.0'	1:16.4'	1:16.7'	1:17.7'	1:17.6'	
1100	13:47.58	1200 15:06.61	1300 16:25.66	1400 17:43.89	1500 19:02.58	1600 20:20.76	1700 21:36.89	1800 22:55.88	1900 24:15.43	2000 25:35.49	
	1:18.4'	1:19.0'	1:19.0'	1:18.2'	1:18.6'	1:18.1'	1:16.1'	1:18.9'	1:19.5'	1:20.0'	
2100	26:54.55	2200 28:13.48	2300 29:32.73	2400 30:51.85	2500 32:11.20	2600 33:30.17	2700 34:50.15	2800 36:08.31	2900 37:26.70	3000 38:46.48	
	1:19.0'	1:18.9'	1:19.2'	1:19.1'	1:19.3'	1:18.9'	1:19.9'	1:18.1'	1:18.3'	1:19.7'	
3100	40:05.81	3200 41:24.78	3300 42:43.44	3400 44:02.72	3500 45:24.11	3600 46:44.26	3700 48:05.01	3800 49:26.79	3900 50:46.85	4000 52:06.94	
	1:19.3'	1:18.9'	1:18.6'	1:19.2'	1:21.3'	1:20.1'	1:20.7'	1:21.7'	1:20.0'	1:20.0'	
4100	53:26.36	4200 54:46.18	4300 56:07.20	4400 57:25.54	4500 58:44.16	4600 1:00:02.79	4700 1:01:19.74	4800 1:02:35.81	4900 1:03:52.03	5000 1:05:07.50	
	1:19.4'	1:19.8'	1:21.0'	1:18.3'	1:18.6'	1:18.6'	1:16.9'	1:16.0'	1:16.2'	1:15.4'	
076651832	DE BORDONS GARCIA RAFAEL	2000	BAHIACA	0,0		BAJ					
076629689	DOMENECH AZPITARTE JAIME	2001	NATCHUR	0,0		BAJ					

RT: RETIRADO	DLI: DESC LLEGADA IRREGUL	DSA: DESC. SALIDA ANTICIPA	BAJ: BAJA	SUS: SUSTITUCIONES
DES: DESCALIFICADO	DNI: DNI	DSI: DESC. SALIDA IRREGULA	NP: NO PRESENTADO	DVI: DESC. VIRAJE IRREGULA

MSL SW.RESULTADOS_PRUEBA_CA Información correcta a 16:18:38 28/01/2017

SPORTEC Sistemas de Información, MSL Software - www.msl.es

III CTO. ANDALUCIA LARGA DISTANCIA EN PISCINA, 28/01/2017
MALAGA

Datos técnicos: Piscina de 50 m., Cronometraje Electrónico

28/01/2017
RA 58:46.62 RUIZ BRAVO PAULA MATARO 13/02/2016
SENIOR FEMENINO

RK	Licencia	Nombre	Año	Club	Pts.	Resultado				
1	P00099144	CHAPARRO CANELA PALMIRA	1996	MAIRENA	13,0	59:03.61				
100	1:06.47	200 2:15.01	300 3:24.02	400 4:33.28	500 5:42.49	600 6:52.32	700 8:02.03	800 9:12.73	900 10:23.69	1000 11:34.31
1100	12:44.61	1200 13:55.23	1300 15:06.21	1400 16:17.38	1500 17:29.17	1600 18:40.27	1700 19:51.62	1800 21:02.80	1900 22:13.63	2000 23:24.18
2100	24:34.80	2200 25:45.45	2300 26:56.31	2400 28:08.35	2500 29:19.99	2600 30:30.49	2700 31:41.40	2800 32:52.94	2900 34:05.21	3000 35:16.16
3100	36:27.02	3200 37:38.16	3300 38:48.63	3400 40:00.07	3500 41:10.89	3600 42:21.30	3700 43:32.80	3800 44:44.53	3900 45:56.81	4000 47:09.69
4100	48:21.23	4200 49:33.39	4300 50:45.07	4400 51:56.97	4500 53:08.46	4600 54:20.31	4700 55:32.43	4800 56:44.09	4900 57:54.83	5000 59:03.61
2	049070141	PEINADO MORALES IRENE	1994	BAHIACA	10,0	1:03:58.				
100	1:09.82	200 2:23.96	300 3:38.61	400 4:53.46	500 6:08.45	600 7:23.28	700 8:37.90	800 9:52.75	900 11:07.88	1000 12:23.22
1100	13:38.73	1200 14:54.56	1300 16:10.72	1400 17:26.59	1500 18:42.65	1600 19:58.83	1700 21:15.40	1800 22:32.50	1900 23:49.24	2000 25:05.88
2100	26:22.57	2200 27:39.84	2300 28:56.75	2400 30:13.80	2500 31:31.72	2600 32:49.83	2700 34:07.87	2800 35:25.92	2900 36:44.06	3000 38:03.27
3100	39:22.64	3200 40:42.21	3300 42:01.65	3400 43:20.23	3500 44:37.90	3600 45:55.63	3700 47:13.47	3800 48:31.68	3900 49:48.74	4000 51:07.38
4100	52:25.29	4200 53:43.45	4300 55:01.51	4400 56:19.38	4500 57:37.02	4600 58:54.00	4700 1:00:10.87	4800 1:01:27.43	4900 1:02:43.92	5000 1:03:58.84
3	076083899	DE BORDONS GARCIA PALOMA	1996	BAHIACA	8,0	1:04:07.				
100	1:11.37	200 2:25.87	300 3:41.53	400 4:57.31	500 6:13.22	600 7:29.81	700 8:46.21	800 10:02.63	900 11:19.56	1000 12:36.04
1100	13:52.99	1200 15:09.80	1300 16:27.36	1400 17:44.90	1500 19:02.48	1600 20:19.27	1700 21:36.71	1800 22:54.01	1900 24:11.36	2000 25:28.76
2100	26:45.72	2200 28:02.93	2300 29:20.35	2400 30:38.24	2500 31:56.13	2600 33:14.09	2700 34:32.05	2800 35:49.05	2900 37:06.25	3000 38:23.70
3100	39:40.83	3200 40:58.07	3300 42:15.51	3400 43:32.89	3500 44:50.14	3600 46:07.30	3700 47:25.14	3800 48:43.37	3900 50:01.17	4000 51:18.89
4100	52:36.85	4200 53:54.15	4300 55:11.62	4400 56:28.33	4500 57:44.92	4600 59:01.37	4700 1:00:18.17	4800 1:01:35.85	4900 1:02:52.63	5000 1:04:07.11
4	076881808	MARTIN CARMONA GINEBRA OMAIRA	1997	PT.TORRE	7,0	1:07:42.				
100	1:14.06	200 2:32.25	300 3:51.66	400 5:11.66	500 6:32.21	600 7:53.05	700 9:13.10	800 10:33.67	900 11:54.23	1000 13:14.46
1100	14:34.58	1200 15:55.53	1300 17:14.96	1400 18:35.95	1500 19:55.82	1600 21:15.93	1700 22:36.44	1800 23:57.70	1900 25:18.31	2000 26:40.19
2100	28:01.72	2200 29:22.31	2300 30:42.55	2400 32:03.75	2500 33:23.36	2600 34:44.89	2700 36:06.33	2800 37:28.68	2900 38:50.50	3000 40:12.27
3100	41:34.68	3200 42:57.04	3300 44:20.04	3400 45:41.49	3500 47:03.12	3600 48:23.68	3700 49:45.36	3800 51:07.58	3900 52:30.69	4000 53:54.10
4100	55:17.29	4200 56:41.00	4300 58:04.49	4400 59:28.79	4500 1:00:52.56	4600 1:02:14.17	4700 1:03:37.66	4800 1:05:00.59	4900 1:06:22.54	5000 1:07:42.07

 RT: RETIRADO
 DES: DESCALIFICADO

 DLI: DESC LLEGADA IRREGUL DSA: DESC. SALIDA ANTICIPA BAJ: BAJA
 DNI: DNI DSI: DESC. SALIDA IRREGULA NP: NO PRESENTADO

 SUS: SUSTITUCIONES
 DVI: DESC. VIRAJE IRREGULA

III CTO. ANDALUCÍA LARGA DISTANCIA EN PISCINA, 28/01/2017
MALAGA

Datos técnicos: Piscina de 50 m., Cronometraje Electrónico

28/01/2017

RA	58:46.62	RUIZ BRAVO PAULA	MATARO	13/02/2016
-----------	----------	-------------------------	---------------	-------------------

JUNIOR 2 FEMENINO

RK	Licencia	Nombre	Año	Club	Pts.	Resultado														
1	079031206	DE VALDES ALVAREZ MARIA	1998	FNGSW	13,0	1:00:47. 00														
	100	1:07.06	200	2:15.67	300	3:25.22	400	4:35.25	500	5:46.16	600	6:57.35	700	8:08.47	800	9:19.18	900	10:30.58	1000	11:41.74
		1:07.0		1:08.6		1:09.5		1:10.0		1:10.9		1:11.1		1:11.1		1:10.7		1:11.4		1:11.1
	1100	12:53.28	1200	14:04.74	1300	15:17.07	1400	16:29.04	1500	17:41.41	1600	18:54.59	1700	20:06.95	1800	21:18.80	1900	22:30.42	2000	23:41.57
		1:11.5		1:11.4		1:12.3		1:11.9		1:12.3		1:13.1		1:12.3		1:11.8		1:11.6		1:11.1
	2100	24:52.89	2200	26:03.64	2300	27:14.75	2400	28:26.26	2500	29:38.39	2600	30:51.24	2700	32:04.97	2800	33:18.43	2900	34:32.16	3000	35:45.94
		1:11.3		1:10.7		1:11.1		1:11.5		1:12.1		1:12.8		1:13.7		1:13.4		1:13.7		1:13.7
	3100	36:59.39	3200	38:13.11	3300	39:27.01	3400	40:41.41	3500	41:56.26	3600	43:11.37	3700	44:26.31	3800	45:41.73	3900	46:56.48	4000	48:11.56
		1:13.4		1:13.7		1:13.9		1:14.4		1:14.8		1:15.1		1:14.9		1:15.4		1:14.7		1:15.0
	4100	49:26.80	4200	50:41.98	4300	51:57.14	4400	53:12.57	4500	54:28.00	4600	55:44.05	4700	57:00.18	4800	58:16.42	4900	59:32.45	5000	1:00:47.33
		1:15.2		1:15.1		1:15.1		1:15.4		1:15.4		1:16.0		1:16.1		1:16.2		1:16.0		1:14.8
2	030271013	RODRIGUEZ DEL CORRAL M.V.	1999	NAUTSEV	10,0	1:02:48. 00														
	100	1:09.61	200	2:22.64	300	3:36.03	400	4:49.31	500	6:02.81	600	7:16.40	700	8:30.62	800	9:45.07	900	10:59.11	1000	12:13.58
		1:09.6		1:13.0		1:13.3		1:13.2		1:13.5		1:13.5		1:14.2		1:14.4		1:14.0		1:14.4
	1100	13:28.08	1200	14:42.73	1300	15:57.30	1400	17:12.18	1500	18:26.90	1600	19:41.58	1700	20:56.21	1800	22:10.25	1900	23:25.04	2000	24:39.50
		1:14.5		1:14.6		1:14.5		1:14.8		1:14.7		1:14.6		1:14.6		1:14.0		1:14.7		1:14.4
	2100	25:54.34	2200	27:09.54	2300	28:24.70	2400	29:40.12	2500	30:55.74	2600	32:11.13	2700	33:27.14	2800	34:43.03	2900	35:59.33	3000	37:15.73
		1:14.8		1:15.2		1:15.1		1:15.4		1:15.6		1:15.3		1:16.0		1:15.8		1:16.3	MMT	1:16.4
	3100	38:32.25	3200	39:48.46	3300	41:04.59	3400	42:21.07	3500	43:37.79	3600	44:54.73	3700	46:11.16	3800	47:27.60	3900	48:44.57	4000	50:00.95
		1:16.5		1:16.2		1:16.1		1:16.4		1:16.7		1:16.9		1:16.4		1:16.4		1:16.9		1:16.3
	4100	51:17.80	4200	52:34.12	4300	53:51.10	4400	55:07.92	4500	56:25.60	4600	57:42.91	4700	58:59.93	4800	1:00:17.17	4900	1:01:33.71	5000	1:02:48.91
		1:16.8		1:16.3		1:16.9		1:16.8		1:17.6		1:17.3		1:17.0		1:17.2		1:16.5		1:15.2
	015410185	SANCHEZ RODRIGUEZ ANDREA	1999	CALCALA	0,0	BAJ														

 RT: RETIRADO DLI: DESC LLEGADA IRREGUL DSA: DESC. SALIDA ANTICIPA BAJ: BAJA SUS: SUSTITUCIONES
 DES: DESCALIFICADO DNI: DNI DSI: DESC. SALIDA IRREGULA NP: NO PRESENTADO DVI: DESC. VIRAJE IRREGULA

III CTO. ANDALUCIA LARGA DISTANCIA EN PISCINA, 28/01/2017

MALAGA

Datos técnicos: Piscina de 50 m., Cronometraje Electrónico

28/01/2017

RA 58:46.62 RUIZ BRAVO PAULA MATARO 13/02/2016

JUNIOR 1 FEMENINO

RK	Licencia	Nombre	Año	Club	Pts.	Resultado																
1	077147396	GARZON SILES MARTA	2000	NATCHUR	13,0																	
	100	1:06.06	200	2:14.28	300	3:22.93	400	4:31.82	500	5:41.07	600	6:50.19	700	7:59.54	800	9:08.46	900	10:17.48	1000	11:26.63		
		1:06.0		1:08.2		1:08.6		1:08.8		1:09.2		1:09.1		1:09.3		1:08.9		1:09.0		1:09.1		
	1100	12:35.79	1200	13:45.35	1300	14:54.96	1400	16:04.87	1500	17:15.03	1600	18:24.96	1700	19:35.03	1800	20:44.81	1900	21:54.70	2000	23:04.96		
		1:09.1		1:09.5		1:09.6		1:09.9		1:10.1		1:09.9		1:10.0		1:09.7		1:09.8		1:10.2		RA 1:10.2
	2100	24:15.33	2200	25:25.47	2300	26:35.95	2400	27:46.55	2500	28:57.26	2600	30:08.11	2700	31:18.94	2800	32:29.75	2900	33:40.62	3000	34:51.15		
		1:10.3		1:10.1		1:10.4		1:10.6		1:10.7		1:10.8		1:10.8		1:10.8		1:10.8		1:10.5		MMT 1:10.5
	3100	36:02.45	3200	37:13.82	3300	38:25.24	3400	39:36.45	3500	40:47.59	3600	41:58.28	3700	43:09.48	3800	44:21.19	3900	45:32.63	4000	46:44.45		
		1:11.3		1:11.3		1:11.4		1:11.2		1:11.1		1:10.6		1:11.2		1:11.7		1:11.4		1:11.8		
	4100	47:56.31	4200	49:08.35	4300	50:20.70	4400	51:32.51	4500	52:43.68	4600	53:55.37	4700	55:06.85	4800	56:18.51	4900	57:29.64	5000	58:37.90		
		1:11.8		1:12.0		1:12.3		1:11.8		1:11.1		1:11.6		1:11.4		1:11.6		1:11.1		1:08.2		RA 1:08.2
2	077851051	SEGURA JOSE REYES ESPERANZA	2001	MAIRENA	10,0																	
	100	1:10.36	200	2:23.59	300	3:37.94	400	4:51.85	500	6:06.56	600	7:21.25	700	8:36.04	800	9:50.76	900	11:05.45	1000	12:20.06		
		1:10.3		1:13.2		1:14.3		1:13.9		1:14.7		1:14.6		1:14.7		1:14.7		1:14.6		1:14.6		
	1100	13:34.45	1200	14:49.55	1300	16:05.34	1400	17:21.24	1500	18:37.13	1600	19:53.40	1700	21:09.54	1800	22:25.47	1900	23:41.24	2000	24:56.69		
		1:14.3		1:15.1		1:15.7		1:15.9		1:15.8		1:16.2		1:16.1		1:15.9		1:15.7		1:15.4		
	2100	26:12.54	2200	27:28.39	2300	28:44.10	2400	29:59.92	2500	31:16.03	2600	32:32.49	2700	33:49.58	2800	35:05.35	2900	36:21.27	3000	37:36.29		
		1:15.8		1:15.8		1:15.7		1:15.8		1:16.1		1:16.4		1:17.0		1:15.7		1:15.9		1:15.0		
	3100	38:52.08	3200	40:07.34	3300	41:23.62	3400	42:39.34	3500	43:55.15	3600	45:11.09	3700	46:27.53	3800	47:43.71	3900	49:01.19	4000	50:19.16		
		1:15.7		1:15.2		1:16.2		1:15.7		1:15.8		1:15.9		1:16.4		1:16.1		1:17.4		1:17.9		
	4100	51:37.59	4200	52:56.64	4300	54:15.93	4400	55:34.67	4500	56:53.56	4600	58:12.48	4700	59:31.54	4800	1:00:50.89	4900	1:02:09.08	5000	1:03:24.86		
		1:18.4		1:19.0		1:19.2		1:18.7		1:18.8		1:18.9		1:19.0		1:19.3		1:18.1		1:15.7		
3	P10350113	QUESADA LUJAN ANDREA	2001	NATCHUR	8,0																	
	100	1:08.17	200	2:20.85	300	3:34.32	400	4:47.59	500	6:00.63	600	7:14.47	700	8:28.49	800	9:42.33	900	10:56.94	1000	12:11.29		
		1:08.1		1:12.6		1:13.4		1:13.2		1:13.0		1:13.8		1:14.0		1:13.8		1:14.6		1:14.3		
	1100	13:25.54	1200	14:39.91	1300	15:54.36	1400	17:10.03	1500	18:25.22	1600	19:40.38	1700	20:55.74	1800	22:11.15	1900	23:26.28	2000	24:41.23		
		1:14.2		1:14.3		1:14.4		1:15.6		1:15.1		1:15.1		1:15.3		1:15.4		1:15.1		1:14.9		
	2100	25:57.97	2200	27:15.06	2300	28:32.07	2400	29:50.41	2500	31:08.64	2600	32:26.69	2700	33:44.83	2800	35:02.23	2900	36:18.98	3000	37:34.98		
		1:16.7		1:17.0		1:17.0		1:18.3		1:18.2		1:18.0		1:18.1		1:17.4		1:16.7		1:16.0		
	3100	38:51.74	3200	40:07.49	3300	41:23.65	3400	42:39.21	3500	43:55.50	3600	45:11.69	3700	46:29.88	3800	47:49.51	3900	49:09.81	4000	50:30.90		
		1:16.7		1:15.7		1:16.1		1:15.5		1:16.2		1:16.1		1:18.1		1:19.6		1:20.3		1:21.0		
	4100	51:51.83	4200	53:14.40	4300	54:36.69	4400	55:58.74	4500	57:21.26	4600	58:42.58	4700	1:00:04.62	4800	1:01:25.91	4900	1:02:47.13	5000	1:04:04.02		
		1:20.9		1:22.5		1:22.2		1:22.0		1:22.5		1:21.3		1:22.0		1:21.2		1:21.2		1:16.8		
4	L00750086	ADAM MUJARES ALEJANDRA	2001	MAIRENA	7,0																	
	100	1:14.60	200	2:31.73	300	3:48.96	400	5:06.89	500	6:24.57	600	7:42.73	700	9:00.87	800	10:19.25	900	11:37.28	1000	12:55.72		
		1:14.6		1:17.1		1:17.2		1:17.9		1:17.6		1:18.1		1:18.1		1:18.3		1:18.0		1:18.4		
	1100	14:14.02	1200	15:32.99	1300	16:51.74	1400	18:10.20	1500	19:29.45	1600	20:49.18	1700	22:08.17	1800	23:28.07	1900	24:47.65	2000	26:07.46		
		1:18.3		1:18.9		1:18.7		1:18.4		1:19.2		1:19.7		1:18.9		1:19.9		1:19.5		1:19.8		
	2100	27:27.29	2200	28:46.88	2300	30:07.00	2400	31:26.59	2500	32:46.60	2600	34:05.52	2700	35:24.67	2800	36:44.54	2900	38:03.46	3000	39:22.97		
		1:19.8		1:19.5		1:20.1		1:19.5		1:20.0		1:18.9		1:19.1		1:19.8		1:18.9		1:19.5		
	3100	40:42.58	3200	42:01.86	3300	43:21.18	3400	44:40.02	3500	45:59.52	3600	47:17.86	3700	48:36.42	3800	49:54.41	3900	51:12.85	4000	52:30.52		
		1:19.6		1:19.2		1:19.3		1:18.8		1:19.5		1:18.3		1:18.5		1:17.9		1:18.4		1:17.6		
	4100	53:48.28	4200	55:06.77	4300	56:25.64	4400	57:44.88	4500	59:03.78	4600	1:00:22.07	4700	1:01:41.07	4800	1:03:00.24	4900	1:04:18.63	5000	1:05:36.08		
		1:17.7		1:18.4		1:18.8		1:19.2		1:18.9		1:18.2		1:19.0		1:19.1		1:18.3		1:17.4		

RT: RETIRADO DLI: DESC LLEGADA IRREGUL DSA: DESC. SALIDA ANTICIPA BAJ: BAJA SUS: SUSTITUCIONES
 DES: DESCALIFICADO DNI: DNI DSI: DESC. SALIDA IRREGULA NP: NO PRESENTADO DVI: DESC. VIRAJE IRREGULA



III CTO. ANDALUCIA LARGA DISTANCIA EN PISCINA, 28/01/2017
MALAGA

Datos técnicos: Piscina de 50 m., Cronometraje Electrónico


28/01/2017
RA 58:46.62 RUIZ BRAVO PAULA MATARO 13/02/2016
JUNIOR 1 FEMENINO

RK	Licencia	Nombre	Año	Club	Pts.	Resultado				
5	079028686	DELGADO TORTOSA Y.A.	2001	FNGSW	6,0	1:06:01. ^^				
100	1:15.11	200 2:32.68	300 3:50.77	400 5:08.75	500 6:26.66	600 7:45.29	700 9:02.87	800 10:20.69	900 11:38.65	1000 12:54.65
1100	14:12.94	1200 15:30.21	1300 16:47.75	1400 18:05.65	1500 19:23.05	1600 20:40.97	1700 21:59.45	1800 23:17.00	1900 24:35.51	2000 25:54.03
2100	27:13.41	2200 28:32.86	2300 29:52.13	2400 31:11.35	2500 32:30.74	2600 33:50.42	2700 35:10.14	2800 36:30.22	2900 37:50.41	3000 39:10.93
3100	40:31.01	3200 41:51.20	3300 43:11.87	3400 44:31.84	3500 45:52.33	3600 47:11.35	3700 48:31.20	3800 49:50.87	3900 51:10.64	4000 52:30.36
4100	53:51.07	4200 55:11.46	4300 56:32.66	4400 57:55.19	4500 59:16.93	4600 1:00:37.96	4700 1:02:00.34	4800 1:03:22.49	4900 1:04:43.25	5000 1:06:01.20
6	P00663781	DÍAZ LÓPEZ HELENA	2001	FNGSW	5,0	1:07:54. ^^				
100	1:14.31	200 2:31.54	300 3:48.84	400 5:07.01	500 6:24.53	600 7:42.85	700 9:01.03	800 10:18.09	900 11:36.14	1000 12:54.43
1100	14:13.77	1200 15:33.53	1300 16:53.24	1400 18:14.50	1500 19:34.49	1600 20:54.57	1700 22:15.29	1800 23:36.87	1900 24:58.87	2000 26:20.54
2100	27:42.72	2200 29:04.47	2300 30:26.43	2400 31:47.13	2500 33:09.76	2600 34:33.06	2700 35:56.39	2800 37:18.87	2900 38:41.84	3000 40:05.50
3100	41:28.18	3200 42:52.01	3300 44:15.52	3400 45:39.92	3500 47:04.27	3600 48:28.44	3700 49:51.85	3800 51:15.28	3900 52:39.26	4000 54:02.91
4100	55:25.84	4200 56:50.61	4300 58:15.28	4400 59:40.00	4500 1:01:04.31	4600 1:02:28.22	4700 1:03:51.03	4800 1:05:12.80	4900 1:06:34.46	5000 1:07:54.46
7	077142784	TEVA SANCHEZ MARTA	2000	INACUAHV	4,0	1:09:25. ^^				
100	1:15.59	200 2:34.21	300 3:51.94	400 5:10.88	500 6:30.18	600 7:49.71	700 9:08.86	800 10:28.63	900 11:49.63	1000 13:09.26
1100	14:29.73	1200 15:50.97	1300 17:12.56	1400 18:33.81	1500 19:54.91	1600 21:15.98	1700 22:36.51	1800 23:59.09	1900 25:22.83	2000 26:45.54
2100	28:07.46	2200 29:30.34	2300 30:53.66	2400 32:17.90	2500 33:41.65	2600 35:05.18	2700 36:29.35	2800 37:53.37	2900 39:17.50	3000 40:42.76
3100	42:04.86	3200 43:29.54	3300 44:53.82	3400 46:19.42	3500 47:45.52	3600 49:11.71	3700 50:38.15	3800 52:04.09	3900 53:31.14	4000 54:58.00
4100	56:24.19	4200 57:50.98	4300 59:18.54	4400 1:00:46.07	4500 1:02:14.92	4600 1:03:42.63	4700 1:05:10.96	4800 1:06:37.62	4900 1:08:02.24	5000 1:09:25.93
8	079032353	ORTEGA MORALES LAURA	2000	CNMIJAS	3,0	1:09:48. ^^				
100	1:15.71	200 2:36.39	300 3:57.34	400 5:18.91	500 6:41.18	600 8:04.23	700 9:26.47	800 10:49.39	900 12:13.12	1000 13:35.98
1100	14:59.84	1200 16:23.72	1300 17:47.80	1400 19:11.32	1500 20:35.35	1600 21:59.46	1700 23:23.95	1800 24:48.23	1900 26:12.06	2000 27:35.99
2100	29:00.34	2200 30:24.31	2300 31:48.50	2400 33:20.69	2500 34:43.42	2600 36:06.71	2700 37:30.07	2800 38:54.35	2900 40:18.70	3000 41:43.30
3100	43:07.40	3200 44:32.48	3300 45:57.20	3400 47:21.88	3500 48:46.15	3600 50:10.19	3700 51:34.18	3800 52:58.21	3900 54:22.32	4000 55:46.77
4100	57:12.24	4200 58:36.49	4300 1:00:01.10	4400 1:01:25.19	4500 1:02:49.50	4600 1:04:14.09	4700 1:05:38.14	4800 1:07:02.93	4900 1:08:26.34	5000 1:09:48.93


 RT: RETIRADO
 DES: DESCALIFICADO

 DLI: DESC LLEGADA IRREGUL DSA: DESC. SALIDA ANTICIPA BAJ: BAJA
 DNI: DNI DSI: DESC. SALIDA IRREGULA NP: NO PRESENTADO

 SUS: SUSTITUCIONES
 DVI: DESC. VIRAJE IRREGULA


SW.RESULTADOS_PRUEBA_CA Información correcta a 18:41:28 28/01/2017

4 / 5


 Sistemas de Información, MSL Software - www.msl.es

III CTO. ANDALUCIA LARGA DISTANCIA EN PISCINA, 28/01/2017
MALAGA

Datos técnicos: Piscina de 50 m., Cronometraje Electrónico

28/01/2017
RA 58:46.62 RUIZ BRAVO PAULA MATARO 13/02/2016
JUNIOR 1 FEMENINO

RK	Licencia	Nombre	Año	Club	Pts.	Resultado														
9	007302666	BLINDU ANDREA DIANA	2001	FNGSW	2,0	1:11:24.														
	100	1:10.55	200	2:23.81	300	3:38.01	400	4:52.13	500	6:06.62	600	7:21.64	700	8:36.49	800	9:51.94	900	11:06.39	1000	12:22.14
		1:10.5		1:13.2		1:14.2		1:14.1		1:14.4		1:15.0		1:14.8		1:15.4		1:14.4		1:15.7
	1100	13:37.30	1200	14:54.93	1300	16:14.23	1400	17:33.10	1500	18:52.30	1600	20:12.37	1700	21:30.50	1800	22:49.27	1900	24:09.41	2000	25:28.98
		1:15.1		1:17.6		1:19.3		1:18.8		1:19.2		1:20.0		1:18.1		1:18.7		1:20.1		1:19.5
	2100	26:48.26	2200	28:09.36	2300	29:32.53	2400	30:55.98	2500	32:19.26	2600	33:44.69	2700	35:04.06	2800	36:23.30	2900	37:49.47	3000	39:20.05
		1:19.2		1:21.1		1:23.1		1:23.4		1:23.2		1:25.4		1:19.3		1:19.2		1:26.1		1:30.5
	3100	40:54.78	3200	42:25.97	3300	43:57.05	3400	45:33.93	3500	47:12.37	3600	48:54.91	3700	50:33.24	3800	52:12.82	3900	53:50.24	4000	55:26.60
		1:34.7		1:31.1		1:31.0		1:36.8		1:38.4		1:42.5		1:38.3		1:39.5		1:37.4		1:36.3
	4100	57:04.76	4200	58:42.59	4300	1:00:21.09	4400	1:02:02.38	4500	1:03:35.73	4600	1:05:07.99	4700	1:06:41.39	4800	1:08:16.90	4900	1:09:51.48	5000	1:11:24.67
		1:38.1		1:37.8		1:38.5		1:41.2		1:33.3		1:32.2		1:33.4		1:35.5		1:34.5		1:33.1
10	045389438	ALONSO FLOR CELIA	2000	PORTUEN	1,0	1:12:35.														
	100	1:17.93	200	2:40.89	300	4:04.24	400	5:28.12	500	6:52.27	600	8:16.79	700	9:41.95	800	11:07.39	900	12:31.80	1000	13:56.76
		1:17.9		1:22.9		1:23.3		1:23.8		1:24.1		1:24.5		1:25.1		1:25.4		1:24.4		1:24.9
	1100	15:20.74	1200	16:45.53	1300	18:10.80	1400	19:35.65	1500	21:00.52	1600	22:25.46	1700	23:50.90	1800	25:16.52	1900	26:42.97	2000	28:09.85
		1:23.9		1:24.7		1:25.2		1:24.8		1:24.9		1:25.4		1:25.4		1:25.6		1:26.4		1:26.8
	2100	29:36.52	2200	31:03.01	2300	32:29.38	2400	33:55.98	2500	35:22.87	2600	36:49.87	2700	38:16.56	2800	39:43.84	2900	41:11.48	3000	42:39.76
		1:26.6		1:26.4		1:26.3		1:26.6		1:26.8		1:27.0		1:26.6		1:27.2		1:27.6		1:28.2
	3100	44:07.82	3200	45:35.58	3300	47:04.50	3400	48:32.99	3500	50:01.76	3600	51:31.48	3700	52:59.97	3800	54:30.34	3900	56:00.24	4000	57:31.20
		1:28.0		1:27.7		1:28.9		1:28.4		1:28.7		1:29.7		1:28.4		1:30.3		1:29.9		1:30.9
	4100	59:02.04	4200	1:00:32.75	4300	1:02:03.92	4400	1:03:33.96	4500	1:05:04.11	4600	1:06:35.12	4700	1:08:06.38	4800	1:09:37.03	4900	1:11:07.34	5000	1:12:35.75
		1:30.8		1:30.7		1:31.1		1:30.0		1:30.1		1:31.0		1:31.2		1:30.6		1:30.3		1:28.4
11	000003414	RAMIREZ RODRIGUEZ MARIA	2001	INACUAHV	0,0	1:13:37.														
	100	1:16.12	200	2:37.66	300	4:01.66	400	5:24.38	500	6:48.28	600	8:13.18	700	9:39.74	800	11:05.89	900	12:31.64	1000	13:56.40
		1:16.1		1:21.5		4:01.6		1:22.7		1:23.9		1:24.9		1:26.5		1:26.1		1:25.7		1:24.7
	1100	15:21.15	1200	16:46.11	1300	18:11.06	1400	19:36.87	1500	21:04.10	1600	22:32.73	1700	24:00.34	1800	25:28.68	1900	26:57.97	2000	28:26.06
		1:24.7		1:24.9		1:24.9		1:25.8		1:27.2		1:28.6		1:27.6		1:28.3		1:29.2		1:28.0
	2100	29:55.90	2200	31:24.94	2300	32:54.47	2400	34:24.11	2500	35:54.72	2600	37:25.02	2700	38:54.74	2800	40:25.41	2900	41:55.92	3000	43:26.33
		1:29.8		1:29.0		1:29.5		1:29.6		1:30.6		1:30.3		1:29.7		1:30.6		1:30.5		1:30.4
	3100	44:57.21	3200	46:28.33	3300	47:59.66	3400	49:31.03	3500	51:03.41	3600	52:35.01	3700	54:06.13	3800	55:38.02	3900	57:10.46	4000	58:41.45
		1:30.8		1:31.1		1:31.3		1:31.3		1:32.3		1:31.6		1:31.1		1:31.8		1:32.4		1:30.9
	4100	1:00:11.14	4200	1:01:41.95	4300	1:03:12.69	4400	1:04:43.68	4500	1:06:14.41	4600	1:07:43.84	4700	1:09:14.08	4800	1:10:42.05	4900	1:12:09.35	5000	1:13:37.05
		1:29.6		1:30.8		1:30.7		1:30.9		1:30.7		1:29.4		1:30.2		1:27.9		1:27.3		1:27.7
	032099709	GOMEZ GARCIA ALBA	2001	BAHIACA	0,0	RT														
	030242571	DURA DOLAN LAURA	2001	NAUTSEV	0,0	BAJ														
	020060566	RODRIGUEZ FERNANDEZ EVA	2000	CALCALA	0,0	BAJ														
	P01084042	CASTELL NIETO PALOMA	2000	FNGSW	0,0	BAJ														
	044667544	PEREA MARTIN ANA	2000	FNGSW	0,0	BAJ														

 RT: RETIRADO
 DES: DESCALIFICADO

 DLI: DESC LLEGADA IRREGUL DSA: DESC. SALIDA ANTICIPA BAJ: BAJA
 DNI: DNI DSI: DESC. SALIDA IRREGULA NP: NO PRESENTADO

 SUS: SUSTITUCIONES
 DVI: DESC. VIRAJE IRREGULA

III CTO. ANDALUCIA LARGA DISTANCIA EN PISCINA, 28/01/2017
MALAGA

Datos técnicos: Piscina de 50 m., Cronometraje Electrónico

Tipo	Cat.	Record	Serie	Nombre	Club	Marca	Marca Anterior
EDA	17 A	NR. FED. ANDALUCIA P.50 - 3000 M. L M. 17 A	5000 m. LIBRE MASCULINO ABSO FINAL 2	PEREZ PRIETO PABLO	C.N. ALCALA	36:07.38	59:00.00
EDA	17 A	NR. FED. ANDALUCIA P.50 - 3000 M. L M. 17 A	5000 m. LIBRE MASCULINO ABSO FINAL 3	BENITEZ DOMINGUEZ PABLO	C.N. MIJAS	34:24.63	36:07.38
EDA	17 A	NR.Fed. Territorial P.50 - 3000 m. LIBRE FEMENINO	5000 m. LIBRE FEMENINO ABSO FINAL 3	GARZON SILES MARTA	C.N. CHURRIANA	34:51.15	35:09.87
EDA	18 A	NR. FED. ANDALUCIA P.50 - 3000 M. L F. 18 A	5000 m. LIBRE FEMENINO ABSO FINAL 3	RODRIGUEZ DEL CORRAL M.V.	C. NAUTICO SEVILLA	37:15.73	59:00.00
ABS	ABSO	NR.Fed. Territorial P.50 - 5000 m. LIBRE FEMENI	5000 m. LIBRE FEMENINO ABSO FINAL 3	GARZON SILES MARTA	C.N. CHURRIANA	58:37.90	58:46.62
EDA	17 A	NR.Fed. Territorial P.50 - 5000 m. LIBRE FEMENI	5000 m. LIBRE FEMENINO ABSO FINAL 3	GARZON SILES MARTA	C.N. CHURRIANA	58:37.90	58:46.62
EDA	17 A	NR. FED. ANDALUCIA P.50 - 5000 M. L M. 17 A	5000 m. LIBRE MASCULINO ABSO FINAL 3	BENITEZ DOMINGUEZ PABLO	C.N. MIJAS	57:30.05	57:50.00
ABS	ABSO	NR.Fed. Territorial P.50 - 2000 m. LIBRE FEMENINO	5000 m. LIBRE FEMENINO ABSO FINAL 3	GARZON SILES MARTA	C.N. CHURRIANA	23:04.96	23:13.91
EDA	17 A	NR.Fed. Territorial P.50 - 2000 m. LIBRE FEMENINO	5000 m. LIBRE FEMENINO ABSO FINAL 3	GARZON SILES MARTA	C.N. CHURRIANA	23:04.96	23:13.91
EDA	18 A	NR. FED. ANDALUCIA P.50 - 2000 M. L F. 18 A	5000 m. LIBRE FEMENINO ABSO FINAL 3	RODRIGUEZ DEL CORRAL M.V.	C. NAUTICO SEVILLA	24:39.50	59:00.00
ABS	ABSO	NR FED. ANDALUCIA P.50 - 2000 M. LIBRE MAS ABSO	5000 m. LIBRE MASCULINO ABSO FINAL 1	CONTRERAS GONZALEZ ANTONIO	C.N.MAIRENA ALJARAFE	22:15.41	22:49.80
EDA	16 A	NR. FED. ANDALUCIA P.50 - 2000 M. L M. 16 A	5000 m. LIBRE MASCULINO ABSO FINAL 2	BOBO GALVAN JUAN CARLOS	C.N. ALCALA	23:24.15	59:00.00
EDA	17 A	NR. FED. ANDALUCIA P.50 - 2000 M. L M. 17 A	5000 m. LIBRE MASCULINO ABSO FINAL 2	PEREZ PRIETO PABLO	C.N. ALCALA	23:52.81	59:00.00
EDA	17 A	NR. FED. ANDALUCIA P.50 - 2000 M. L M. 17 A	5000 m. LIBRE MASCULINO ABSO FINAL 3	BENITEZ DOMINGUEZ PABLO	C.N. MIJAS	22:54.03	23:52.81
EDA	17 A	NR. FED. ANDALUCIA P.50 - 2000 M. L M. 17 A	5000 m. LIBRE MASCULINO ABSO FINAL 4	PARRA DE LA TORRE FRANCISCO	C.N.MAIRENA ALJARAFE	22:53.95	23:52.81

III CTO. ANDALUCÍA LARGA DISTANCIA EN PISCINA, 28/01/2017

MALAGA

Datos técnicos: Piscina de 50 m., Cronometraje Electrónico

Rank.	Club	Pts.
1	C.N.MAIRENA ALJARAFE	39,0
2	C.N.D. FUENGIROLA SWIMMING	37,0
3	C.N. CHURRIANA	24,0
4	C.N. AXARQUIA	21,0
5	C.N. BAHIA DE CADIZ	18,0
6	C. NAUTICO SEVILLA	10,0
6	NAVIAL	10,0
8	C.N. MIJAS	8,0
9	C.D.N. PUERTO DE LA TORRE	7,0
10	C.N.INACUA HUETOR VEGA	4,0
11	C.N. PORTUENSE	1,0

III CTO. ANDALUCÍA LARGA DISTANCIA EN PISCINA, 28/01/2017

MALAGA

Datos técnicos: Piscina de 50 m., Cronometraje Electrónico

Rank.	Club	Pts.
1	C.N.MAIRENA ALJARAFE	76,0
2	C.N. MIJAS	23,0
3	C.N.D. FUENGIROLA SWIMMING	20,0
4	C.D.N. INACUA MALAGA	13,0
4	C.N. PORTUENSE	13,0
4	C.N. ALCALA	13,0
7	NAVIAL	12,0
8	C.D.N. SANLUCAR	10,0
8	C.N. CHURRIANA	10,0
10	C.N. MONTILLA	9,0
11	C.D.U.SEVILLA	8,0
12	CIRCULO MERCANTIL	4,0
12	C.N.INACUA HUETOR VEGA	4,0

III CTO. ANDALUCIA LARGA DISTANCIA EN PISCINA, 28/01/2017

Datos técnicos: Piscina de 50 m., Cronometraje Electrónico

Rank.	Club	Pts.
1	C.N.MAIRENA ALJARAFE	115,0
2	C.N.D. FUENGIROLA SWIMMING	57,0
3	C.N. CHURRIANA	34,0
4	C.N. MIJAS	31,0
5	NAVIAL	22,0
6	C.N. AXARQUIA	21,0
7	C.N. BAHIA DE CADIZ	18,0
8	C.N. PORTUENSE	14,0
9	C.N. ALCALA	13,0
9	C.D.N. INACUA MALAGA	13,0
11	C. NAUTICO SEVILLA	10,0
11	C.D.N. SANLUCAR	10,0
13	C.N. MONTILLA	9,0
14	C.N.INACUA HUETOR VEGA	8,0
14	C.D.U.SEVILLA	8,0
16	C.D.N. PUERTO DE LA TORRE	7,0
17	CIRCULO MERCANTIL	4,0